




An updated suprageneric classification of planktic foraminifera after growing evidence of multiple benthic-planktic transitions

Una clasificación supragenérica actualizada de foraminíferos planctónicos tras la evidencia creciente de múltiples transiciones bentónico-planctónicas

Ignacio ARENILLAS , J. Antonio ARZ  & Vicente GILABERT 

Abstract: Planktic foraminifera have traditionally been classified within a single order: Globigerinida. However, recent phylogenetic studies, both molecular and stratophenetic, are evidencing the polyphyletic origin of planktic foraminifera from several benthic ancestors. At least four independent events of benthic-planktic transition have been identified. One of them occurred after the Cretaceous–Paleogene boundary mass extinction, originating the first Cenozoic globigerinids. Another three occurred in the Mesozoic, originating three groups of planktic foraminifera (globotruncanids, heterohelicids and guembeltriids) not related phylogenetically to each other or to current globigerinids. These findings make it necessary to carry out an exhaustive review of their suprageneric systematics, mainly at the order level. Here we propose a new, more natural classification, grouping them into four orders: Globigerinida, Heterohelicida, Globotruncanida n. ord., and Guembeltriida n. ord. To better reflect the diversity and phylogeny of planktic foraminifera, we have also defined two new superfamilies: Abathomphaloidea n. superfam. and Parvularugoglobigerinoidea n. superfam., and one new family: Parvularugoglobigerinidae n. fam.

Resumen: Los foraminíferos planctónicos han sido tradicionalmente clasificados en un solo orden: Globigerinida. Sin embargo, estudios filogenéticos recientes, tanto moleculares como estratofenéticos, están evidenciando el origen polifilético de los foraminíferos planctónicos desde varios ancestros bentónicos. Se han identificado al menos cuatro eventos independientes de transición bentónico-planctónica. Uno de ellos ocurrió tras la extinción en masa del Límite Cretácico–Paleógeno, originando los primeros globigerinidos cenozoicos. Otros tres ocurrieron en el Mesozoico, originando tres grupos de foraminíferos planctónicos (globotruncánidos, heterohelícidos y guembeltriidos), los cuales no están filogenéticamente relacionados entre sí ni con los actuales globigerinidos. Estos hallazgos hacen necesario realizar una revisión exhaustiva de su sistemática supragenérica, principalmente a nivel de orden. Nosotros proponemos aquí una nueva clasificación más natural que los agrupa en cuatro órdenes: Globigerinida, Heterohelicida, Globotruncanida n. ord. y Guembeltriida n. ord. Para reflejar mejor la diversidad y la filogenia de los foraminíferos planctónicos, hemos definido también dos nuevas superfamilias: Abathomphaloidea n. superfam. y Parvularugoglobigerinoidea n. superfam., y una nueva familia: Parvularugoglobigerinidae n. fam.

Received: 30 July 2021

Accepted: 10 December 2021

Published online: 7 February 2022

Corresponding author:

Ignacio Arenillas

ias@unizar.es

Keywords:

Systematics
Polyphyletic origin
Phylogeny
Meroplanktic
Tychoplanktic

Palabras-clave:

Sistemática
Origen polifilético
Filogenia
Meroplanctónico
Ticoplanctónico

INTRODUCTION

In the last two decades, the systematics of planktic foraminifera have been subjected to continuous revisions. Multiple taxonomic studies are evidencing that their diversity is much greater than previously believed, and not only at the species level but also at generic and suprageneric levels (e.g., Olsson *et al.*, 1999; Korchagin, 2003; Pearson *et al.*, 2006; Huber & Leckie, 2011; BouDagher-Fadel, 2012, 2015; Georgescu, 2013a, 2013b, 2015; Georgescu & Henderson, 2014; Georgescu *et al.*, 2014; Arenillas & Arz, 2017; Wade *et*

al., 2018). Planktic foraminifera have been traditionally classified according to the characteristics of their external calcareous test, both general morphology and microstructural features (Loeblich & Tappan, 1964, 1987; Hemleben *et al.*, 1989). However, a classification of planktic foraminifera exclusively based on morphologic characters may fail not only to determine their real diversity but also to know their origin and the true phylogenetic relationships between them. For example, after generating a pyrosequencing

dataset of ca. 100,000 partial 18S rRNA foraminiferal sequences, [Morard *et al.* \(2018\)](#) recently discovered that, although their diversity is finite (probably a few hundred species of which just over 60 are known through morphological studies), a considerable part of current planktic foraminiferal species has its origin in unknown lineages. Nevertheless, deeper phylogenetic studies, both molecular in recent species (ribosomal DNA) and stratophenetic in fossil species (morphology-ontogeny and biostratigraphy), are allowing little by little to generate a more natural classification. The discovery of new phylogenetic lineages, which arose on many occasions through processes of iterative evolution, makes it necessary to carry out an exhaustive review of the suprageneric systematics of planktic foraminifera, even at the order level.

Planktic foraminifera have traditionally been clustered into the suborder Globigerinina [Lankester, 1885](#) (see [Loeblich & Tappan, 1964, 1987](#)), which was elevated to order Globigerinida by [Loeblich and Tappan \(1992\)](#). However, the monophyletic character of the planktic foraminifera has gradually lost ground in the light of several molecular phylogenetic studies, which suggests several events of benthic-planktic transitions in their evolutionary history. For example, [Darling *et al.* \(1997, 2009\)](#), [de Vargas *et al.* \(1997\)](#) and [Aurahs *et al.* \(2009\)](#) provided new evidence after testing different hypotheses on the phylogenetic relationships of recent planktic foraminifera using ribosomal DNA sequences (**SSU-rDNA**). This implies that grouping all them in the order Globigerinida could be artificial. The molecular evidence is not yet conclusive, but high-resolution stratophenetic studies seem to corroborate the hypothesis that, except for the guembeltriids, the Cenozoic planktic foraminifera are unrelated with those of the Mesozoic ([Arenillas & Arz, 2017](#)). Similarly, [BouDagher-Fadel \(2012, 2015\)](#) proposed that the heterohelicids are not phylogenetically related with the order Globigerinida, and should be placed within the order Heterohelicida, which [Fursenko \(1958\)](#) defined to represent Cretaceous planktic foraminiferal taxa with serial arrangement (mainly biserial and multiserial, but also triserial).

In light of recent findings on polyphyletic origin of planktic foraminifera from benthic taxa, our objective is to update the classification of planktic foraminifera. For it, we propose a new order (Globotruncanida [Arz, Arenillas & Gilabert n. ord.\) that groups the spiral forms of the Mesozoic, which seem to have a monophyletic origin in the Middle Jurassic. In addition, we propose another new order \(Guembeltriida \[Arenillas, Arz & Gilabert n. ord.\\), two new superfamilies \\(Parvularuglobigerinoidea \\[Arenillas, Arz & Gilabert n. superfam., and Abathomphaloidea \\\[Arz, Arenillas & Gilabert n. superfam.\\\\) and one new family \\\\(Parvularuglobigerinidae \\\\[Arenillas, Arz & Gilabert n. fam.\\\\\), and review the suprageneric categories to better reflect the diversity and phylogeny of planktic foraminifera.\\\\]\\\\(#\\\\)\\\]\\\(#\\\)\\]\\(#\\)\]\(#\)](#)

BACKGROUND ON PLANKTIC FORAMINIFERAL TAXONOMY AND PHYLOGENY

The suprageneric classification of planktic foraminifera at family and superfamily levels is based on significant characters such as the wall structure and surface or the mode of chamber addition (arrangement), although some also put emphasis upon the aperture position, the external apertural modifications or some significant test features, as the presence of tegilla, bullae, carinae or tubulospines ([Loeblich & Tappan, 1987](#); [BouDagher-Fadel, 2012, 2015](#)). Many planktic foraminiferal families have been proposed depending on whether the wall surface is smooth, pitted, cancellate, reticulate (favusellid), spinose, hispid (finely pustulate), pustulate, muricate (densely pustulate), pore-mounded (papillate, papillose), rugose, costate or striate. Based mainly on these morphological criteria, [Loeblich and Tappan \(1987](#); see supplementary text S1) systematically described benthic and planktic foraminifera at generic and suprageneric levels. These authors drew on almost all previous studies on planktic foraminiferal taxonomy, such as [Subbotina \(1953, 1971\)](#), [Loeblich \(1957\)](#), [Luterbacher \(1964\)](#), [Banner and Blow \(1965\)](#), [Loeblich and Tappan \(1964\)](#), [Postuma \(1971\)](#), [Jenkins \(1971\)](#), [Smith and Pessagno \(1973\)](#), [Stainforth *et al.* \(1975\)](#), [Berggren \(1977\)](#), [Robaszynski and Caron \(1979\)](#), [Blow \(1979\)](#), [Saito *et al.* \(1981\)](#), [Banner \(1982\)](#), [Korchagin \(1982\)](#), [Kennett and Srinivasan \(1983\)](#), and [Robaszynski *et al.* \(1984\)](#).

Around the same time that [Loeblich and Tappan \(1987\)](#) finished their foraminiferal compilation, [Bolli *et al.* \(1985\)](#) edited an extensive review of planktic foraminiferal taxonomy in various chapters, highlighting [Caron \(1985\)](#) for Cretaceous, [Toumarkine and Luterbacher \(1985\)](#) for Paleocene and Eocene, and [Bolli and Saunders \(1985\)](#) for Oligocene to Holocene. During the four decades following the publication of these magnificent taxonomic monographs, the planktic foraminiferal systematics has been revised and updated, at least at genus and species levels. Among the most relevant, we could highlight the following: [Banner and Desai \(1988\)](#), [Nederbragt \(1991\)](#), [Berggren and Norris \(1997\)](#), [BouDagher-Fadel *et al.* \(1997\)](#), [Olsson *et al.* \(1999\)](#), [Moullade *et al.* \(2002\)](#), [Korchagin \(2003\)](#), [Pearson *et al.* \(2006, with 16 chapters\)](#), [Huber and Leckie \(2011\)](#), [Arenillas and Arz \(2017\)](#) and [Wade *et al.* \(2018, with 20 chapters\)](#), as well as the numerous works led by M. D. Georgescu (see citations throughout the text).

The most active planktic foraminiferal taxonomists are currently [BouDagher-Fadel \(2012, 2015\)](#) and authors of pforams@mikrotax website ([Young *et al.*, 2017](#)). They have reported the most recent compilations of described planktic foraminiferal species. The spiral planktic foraminiferal systematic of [BouDagher-Fadel \(2012, 2015\)](#) is based mainly on previous phylogenetic proposals by [Banner and Blow \(1965\)](#), [Blow \(1979\)](#), [Banner \(1982\)](#), [Banner and Desai \(1988\)](#) and [BouDagher-Fadel *et al.* \(1997\)](#), which are updated in

light of more recent studies. The planktic foraminiferal systematics of the pforams@mikrotax website (Young *et al.*, 2017) is based on the work and publications of various planktic foraminiferal taxonomic working groups (e.g., Kennet & Srinivasan, 1983; Olsson *et al.*, 1999; Pearson *et al.*, 2006; Georgescu & Huber, 2009; Huber & Leckie, 2011; Aze *et al.*, 2011; Wade *et al.*, 2018).

The planktic foraminiferal phylogeny (Figs. 1–3) and classification postulated here is based mainly on those of BouDagher-Fadel (2012, 2015) and pforams@mikrotax website (Young *et al.*, 2017), with the incorporation of the new suprageneric taxa defined here and some old and recent taxa and phylogenetic proposals from other authors (Blow, 1979; Kennett & Srinivasan, 1983; Loeblich & Tappan, 1987; Nederbragt, 1991; Korchagin, 2003; Georgescu, 2009a, 2013a, 2013b, 2013c, 2015; Georgescu & Huber, 2009; Huber & Leckie, 2011; Georgescu *et al.*, 2011; Georgescu & Henderson, 2014). As the objective of this paper is not an exhaustive taxonomic study at the genus level, we have preserved a large part of the genera considered by all these taxonomists.

Some phylogenetic and taxonomic proposals illustrated in the Figures 1–3 are controversial. A summary of the main controversies is provided in the supplementary information. Among the globotruncanids, there are controversies regarding to the identification of the first appearance of truly planktic foraminifera, and to the number of genera and lineages of hedbergellids, rugoglobigerinids, globotruncanids, rotalporids, globigerinelloids and planomalinooids (see supplementary text S2). Among the heterohelicids, controversies about the origin and evolution of the multiserial heterohelicids, spiroplectids and other heterohelid lineages stand out (see supplementary text S3). Among the guembilitriids, the taxonomic positions of genera *Cassigerinella* Pokorný, 1955, and *Jenkinsina* Haynes, 1981, are the most problematic (see supplementary text S4). Taxonomic and phylogenetic controversies between globigerinids are more numerous (see supplementary text S5), highlighting the type of wall surface/texture of parvularuglobigerinoids, the validity of the families Globigerapsidae Blow, 1979, and Planorotalitidae BouDagher-Fadel, 2012, the taxonomic position of globanomalinooids, and the number of genera and lineages between globorotaloids and globigerinoids.

An example of controversy is the numerous evolutionary lineages of heterohelicids suggested by Georgescu (2013a, 2013b), Georgescu *et al.* (2013) and Georgescu and Henderson (2014), who have conducted the most extensive review of heterohelicids carried out to date. Some of these heterohelid lineages contradict the traditional phylogenetic proposals of Nederbragt (1991). Nevertheless, their phylogenetic analyses demonstrate that the evolution of planktic foraminifera is much more complex than previously thought, with many examples of convergent, parallel and iterative

evolution that cannot be unravelled without high-resolution stratophenetic studies.

POLYPHYLETIC ORIGIN OF THE PLANKTIC FORAMINIFERA

Evidence of a benthic origin for globotruncanids

The first benthic-planktic transition in the evolutionary history of foraminifera remains controversial. Many Triassic and Early Jurassic taxa have been suggested as planktic (Fuchs, 1967, 1973, 1975; see supplementary text S2), but later had to be reinterpreted as benthic (BouDagher-Fadel, 2012, 2015). According to most specialists (e.g., Tappan & Loeblich, 1988; Wernli, 1988, 1995; Hart *et al.*, 2002, 2003; Wernli & Görög, 2007), the first planktic foraminiferal genus was *Conoglobigerina* Morozova, 1961, in Morozova and Moskalenko (1961), or alternatively *Globuligerina* Bignot & Guyader, 1971. The *Conoglobigerina*-*Globuligerina* group seems to have derived in the Middle Jurassic from the family Oberhauserellidae Fuchs, 1970 (Fig. 1), which includes benthic foraminifera with aragonitic tests (order Robertinida Mikhalevich, 1980). Gorbachik and Kuznetsova (1986) and BouDagher-Fadel *et al.* (1997) found evidence that the globuligerinids, as the oberhauserellids, have aragonitic tests. Furthermore, they suggested that, although most likely calcitic, the tests of conoglobigerinids could also be aragonitic, because the secondary nature of the calcite of their tests cannot be ruled out. The oberhauserellid genera *Praegubkinella* Fuchs, 1967, which is a descendent of *Oberhauserella* Fuchs, 1967, have been proposed as the direct ancestor of *Conoglobigerina* (Fuchs, 1975; Wernli, 1988, 1995; BouDagher-Fadel *et al.*, 1997). Nevertheless, von Hillebrandt (2012) and Clemence and von Hillebrandt (2013) have questioned the aragonitic nature of *Conoglobigerina* and *Globuligerina*, so doubts persist as to which was the true benthic ancestor of the first planktic foraminifera.

Evidence of a benthic origin for heterohelicids

The phylogenetic origin of heterohelicids has traditionally been sought among conoglobigerinids. Fuchs (1975) proposed to the conoglobigerinid *Eoheterohelix* Fuchs, 1973, as their most direct ancestor, which descended from *Conoglobigerina* through *Woletzina* Fuchs, 1973. However, Loeblich and Tappan (1987) and BouDagher-Fadel (2012, 2015) warned that the Fuchs's material consists mainly of poorly preserved specimens, and probably belonged to recrystallized benthic specimens of the family Oberhauserellidae. On the other hand, Georgescu (2009a) ruled out the other two possible alternatives for a planktic origin of the heterohelicids: 1) heterohelicids come from a contemporary (Albian) genus, either trochospiral (e.g., *Hedbergella* Brönnimann & Brown, 1958, or *Ticinella* Reichel, 1950) or planispiral (e.g., *Globigerinelloides* Cushman

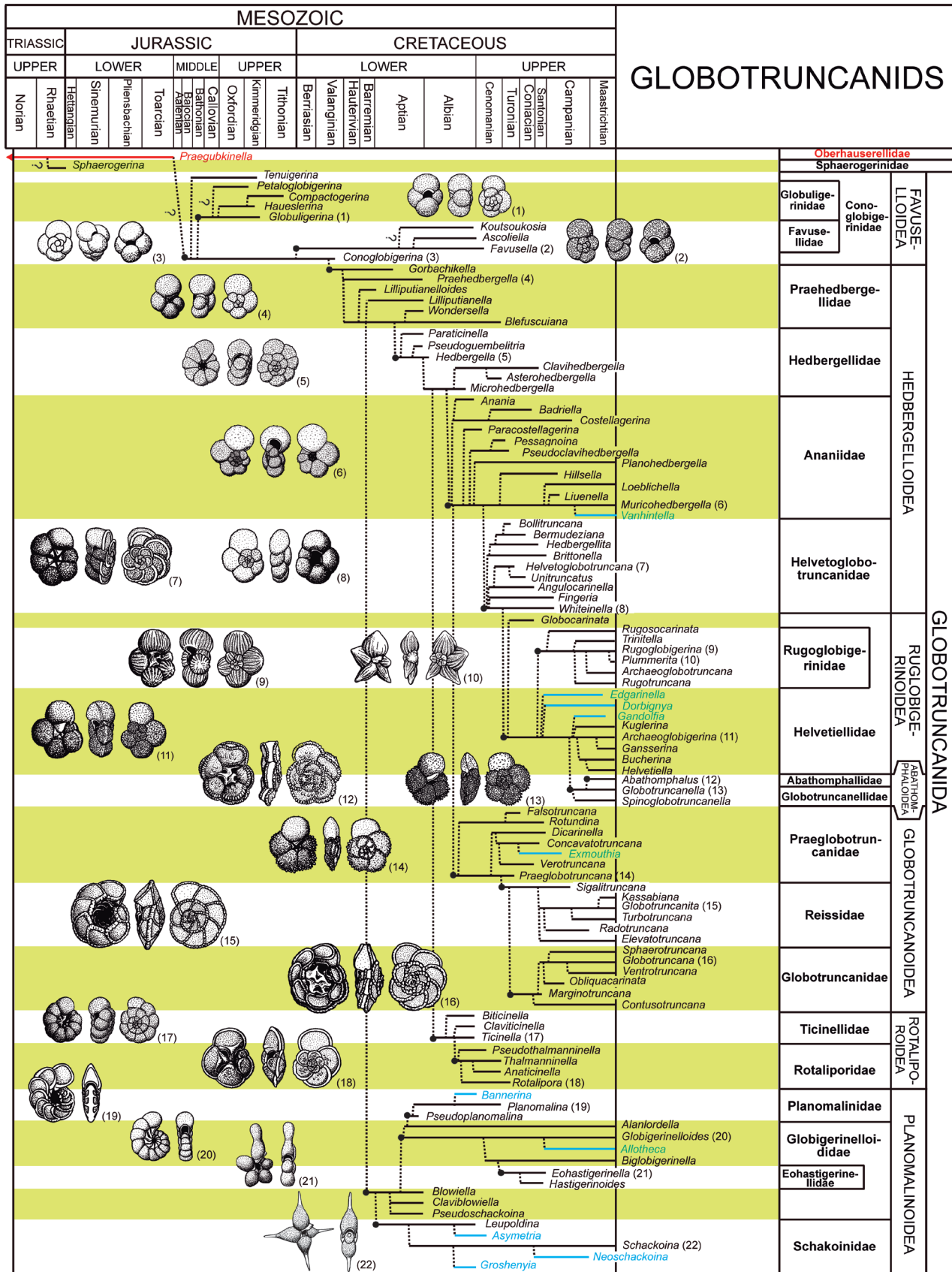


Figure 1. Benthic origin and evolutionary tree at the genus level of the order Globotruncanida n. ord. The phylogenetic relationships are based mainly on Caron (1985), Korchagin (2003), Huber and Leckie (2011), and BouDagher-Fadel (2012, 2015). In red, bio-chronostratigraphic ranges of benthic foraminiferal taxa. In blue, bio-chronostratigraphic ranges of evolutionary lineages proposed by Georgescu (see citations throughout the text, and supplementary text S2). Genus drawings are modified from or inspired by those of Banner (1982). Each node (black circle) represents the last common ancestor of each suggested phylogenetic group or suprageneric taxa.

& ten Dam, 1948); and 2) heterohelicids come from a species of *Archaeoguembelitra* Georgescu, 2009a. The first hypothesis was rejected because the earliest heterohelicids lack an early trochospiral or planispiral stage. The second hypothesis was disproved due to the relatively narrow variability of the *Archaeoguembelitra* species, which presents only triserial tests without any trend to develop biserial chamber arrangement. Consequently, Georgescu (2009a) concluded that the most likely alternative is a benthic origin.

The earliest heterohelicalid, *Protoheterohelix* Georgescu & Huber, 2009, may have derived from the benthic genus *Praeplanctonia* Georgescu, 2009a, a direct descendent of the buliminid genus *Pleurostomella* Reuss, 1860 (Fig. 2). According to Georgescu (2009a) and Georgescu and Huber (2009), the microperforate smooth wall, the asymmetry of its test and the periapertural structures of *Protoheterohelix* are a vestige of its benthic ancestor, *i.e.*, *Praeplanctonia*. *Protoheterohelix* gave rise to several lineages and, later, these to the rest of heterohelicalid members. BouDagher-Fadel (2012, 2015) instead suggested the buliminid genus *Brizalina* Costa, 1856, as ancestor of heterohelicids, adducing that it evolved in the late Albian changing their mode of life from being infaunal benthic dwellers of continental shelves to being planktic inhabitants of the surface waters of the open ocean.

Evidence of a benthic origin for guembeltriids

It is well known that *Guembelitra* Cushman, 1933, was probably the sole survivor of the Cretaceous–Paleogene boundary (KPB) mass extinction (Smit, 1982; Arenillas & Arz, 2017), but its origin is uncertain. Fuchs (1975) proposed *Conoglobigerina* as the ancestor of guembeltriids. However, since *Guembelitra* did not appear until the Santonian (or until Cenomanian in the case that the species of *Archaeoguembelitra* were considered guembeltriids), this group of triserial planktic foraminifera cannot belong to the same phylogenetic group as *Conoglobigerina*, which became extinct at the Valanginian (Figs. 1–2). Again, the most plausible alternative is a benthic origin. Georgescu (2009a), Georgescu *et al.* (2011) and BouDagher-Fadel (2012, 2015) suggested *Praebulimina* Hofker, 1953, *Pyramidina* Brotzen, 1948, or most likely *Neobulimina* Cushman & Wickenden, 1928, which belong to the family Turritinidae Cushman, 1927, as possible benthic ancestors of the guembeltriids (Fig. 2).

There is stronger evidence that the guembeltriids are the ancestor of two incoming Danian lineages (Olsson *et al.*, 1999; BouDagher-Fadel, 2012, 2015): the biserial chiloguembelinids, whose main member is *Chiloguembelina* Loeblich & Tappan, 1956, and trochospiral globoconusids, whose main member is *Globoconusa* Khalilov, 1956 (Figs. 2–4). The early Danian genus *Chiloguembelitra* Hofker, 1978, played an important evolutionary role because it is the common ancestor of chiloguembelinids and globoconusids

(Arenillas *et al.*, 2017). The first representative of the chiloguembelinids was the genus *Woodringina* Loeblich & Tappan, 1957, which exhibits a mixed triserial-biserial test, and that of the globoconusids was the genus *Trochoguembelitra* Arenillas, Arz & Nájuez, 2012, which exhibits a mixed triserial-trochospiral test, at least in its early forms (see Arenillas *et al.*, 2012, 2016, 2017). We should note that the *Trochoguembelitra* species were attributed to *Parvularugoglobigerina* Hofker, 1978, by Olsson *et al.* (1999; see discussion above), or to *Postrugoglobigerina* Salaj, 1986, by Loeblich and Tappan (1987) and BouDagher-Fadel (2012, 2015; see supplementary text S5).

Evidence of a benthic origin for globigerinids

The evolutionary origin of cenozoic globigerinids is controversial because both benthic and planktic ancestors have been proposed (see discussion in Arenillas & Arz, 2017). Most experts take for granted that they descended from muricate hedbergellids (*Muricohedbergella* Huber & Leckie, 2011), which includes generalist species that, according to them, survived the KPB catastrophic mass extinction event. Both BouDagher-Fadel (2012, 2015) and authors of pforams@mikrotax website (Young *et al.*, 2017), the latter based on phylogenies of Olsson *et al.* (1999) and Aze *et al.* (2011), take for granted that the globigerinids evolved from muricate hedbergellids, and therefore keep the globotruncanids within the order Globigerinida. By contrast, Brinkhuis and Zachariasse (1988) and Arenillas and Arz (2017) postulated that the first cenozoic globigerinids evolved in the earliest Danian from the buliminid genus *Caucasina* Khalilov, 1951 (Figs. 3–4). They noted that muricate hedbergellids remained morphologically and texturally well separated from the earliest Cenozoic species. The latter were tiny globigeriniform species of microperforate, smooth wall (later called parvularugoglobigerinids), which rapidly evolved after the KPB extinction (Luterbacher & Premoli-Silva, 1964; Smit, 1982; Brinkhuis & Zachariasse, 1988; Arenillas & Arz, 2000). The first member of the parvularugoglobigerinids was *Pseudocaucasina* Arenillas & Arz, 2016 in Arenillas and Arz (2017), which is morphologically very similar to some Jurassic species of *Conoglobigerina*.

Muricohedbergella is commonly considered the ancestor of two lineages that appeared in the early Danian: globanomalinids and eoglobigerinids (e.g., Berggren, 1962; Bandy, 1967; Olsson, 1970; Fordham, 1986; Olsson *et al.*, 1992, 1999; Liu & Olsson, 1994; Berggren & Norris, 1997; Apellániz *et al.*, 2002; Aze *et al.*, 2011; BouDagher-Fadel, 2012, 2015; Koutsoukos, 2014). However, after ascertaining that their stratigraphic ranges do not overlap in the lower Danian, Arenillas and Arz (2000) disproved *Muricohedbergella* as the ancestor of both lineages. In addition, Arenillas *et al.* (2018) raised doubts that *Muricohedbergella* was a real survivor of the KPB extinction event. According

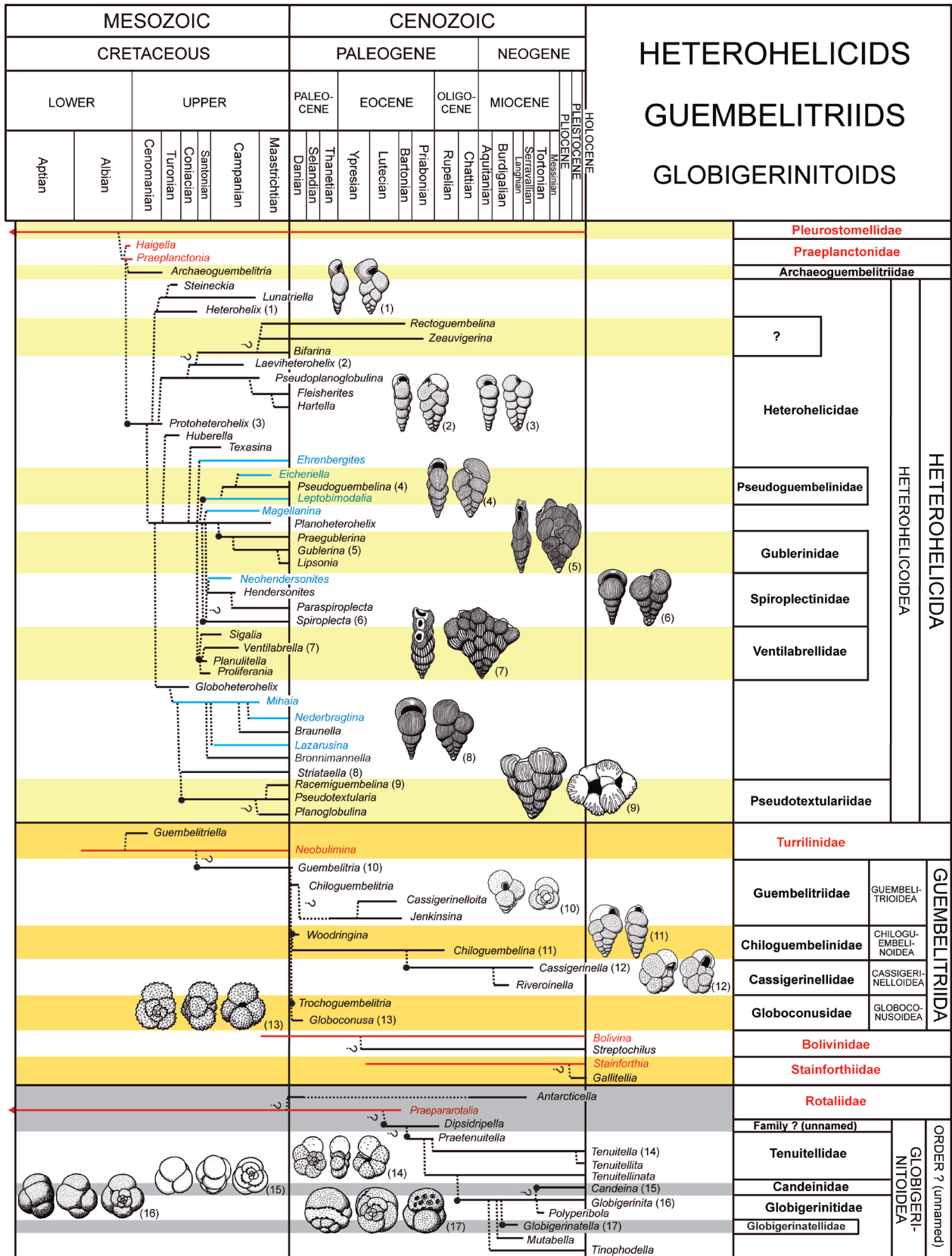


Figure 2. Benthic origin and evolutionary tree at the genus level of the orders Heterohelicida and Guembeltriida n. ord. The phylogenetic relationships are based mainly on Nederbragt (1991), Georgescu and Huber (2009), Georgescu et al. (2011), BouDagher-Fadel (2012, 2015), Georgescu (2013a, 2013b), and Arenillas et al. (2012, 2016, 2018). In red, bio-chronostratigraphic ranges of benthic foraminiferal taxa. In blue, bio-chronostratigraphic ranges of evolutionary lineages proposed by Georgescu (see citations throughout the text, and supplementary text S3). Genus drawings are inspired by those of Banner (1982). Each node (black circle) represents the last common ancestor of each suggested phylogenetic group or suprageneric taxa.

to Arenillas *et al.* (2018), the most plausible alternative is a benthic origin for the parvularugoglobigerinids, which would be more consistent with the molecular phylogenetic studies suggesting the order Globigerinida could have originated after the KPB (e.g., Aurahs *et al.*, 2009).

Huber *et al.* (2020) have recently rejected this hypothesis, under the assumption that, unlike *Caucasina*, *Parvularugoglobigerina* exhibits pore-mounded wall (see supplementary text S5), as claimed by Liu and Olsson (1992) and Olsson *et al.* (1992, 1999). However, Arenillas and Arz (2000) could not confirm this surmise after reviewing the holotypes of the main parvularugoglobigerinid species defined by Luterbacher and Premoli-Silva (1964) at Gubbio (Italy), as well as the type sample of the *Parvularugoglobigerina eugubina* Zone at Ceselli (Italy), which is characterized by this assemblage of tiny globigerinids. Conversely, several high-resolution stratophenetic studies verify that parvularugoglobigerinids exhibit smooth wall texture in well-preserved specimens (Fig. 4) from the most complete and continuous lower Danian sections worldwide (e.g., Smit, 1982; Brinkhuis & Zachariasse, 1988; Li & Radford, 1991; Li *et al.*, 1995; Arenillas & Arz, 2000, 2017). The assumption of Huber *et al.* (2020) lies probably in attributing to *Parvularugoglobigerina* the diagnostic characters of the more modern and larger globoconusid genus *Trochoguembelitra*, whose first appearance occurred almost at the same time as eoglobigerinids and globanomalinids (Fig. 4), acquiring gross morphologies very similar to real parvularugoglobigerinids (Arenillas *et al.*, 2016).

The enigmatic origin of the globigerinitoids

Candeinids, globigerinitids, globigerinatellids and tenuitellids appear to form a phylogenetic unit of enigmatic origin, which have been grouped in the superfamily Globigerinitoidea BouDagher-Fadel, 2012. The phylogenetic relationships between them still remain ambiguous. There is both stratophenetic and molecular evidence (Blow, 1979; Ujiie & Lipps, 2009) of a close relationship between *Candeina* d'Orbigny, 1839, and *Globigerinita* Brönnimann, 1951. The tenuitellids also appear to be closely related to globigerinitids, but there is no genetic evidence yet. Blow (1979), Kennett and Srinivasan (1983) and Li (1986), among others, suggested that the extinct genus *Globigerinatella* Cushman & Stainforth, 1945, and consequently the globigerinatellids, are also closely related to globigerinitids and candeinids. All of them may belong to the same phylogenetic group originated from the benthic ancestor conjectured by Ujiie *et al.* (2008) for the candeinids (see discussion below). Pearson *et al.* (2018) have recently suggested that the microperforate, trochospiral genus *Dipsidripella* Brotea, 1995 (see supplementary text S6), was the first globigerinitoid to evolve (in the middle Eocene), giving

rise to tenuitellids and, later, the latter to the rest of globigerinitoid members. Although initially considered uncertain (Huber *et al.*, 2006), the evolutionary origin of *Dipsidripella* may be related to the rotaliid genus *Praepararotalia* Liu, Olsson & Huber, 1998. Since a benthic ancestor has been proposed as the origin of this group (de Vargas *et al.*, 1997; Ujiie *et al.*, 2008; Ujiie & Lipps, 2009; Pearson *et al.*, 2018), and thus disconnecting them from the other planktic foraminiferal lineages, a new order should be erected to separate them from the order Globigerinida (Fig. 2). However, until their phylogenetic relationships are clarified, it is advisable for now not to define it. If it is confirmed that they form an independent phylogenetic group of planktic foraminifera, the simplest solution would be to elevate the superfamily Globigerinitoidea to order Globigerinitida.

Do candeinids and globorotaloids have independent benthic origins?

Testing different hypotheses on the phylogenetic relationships between and within the major groups of current planktic foraminifera using SSU-rDNA sequences, de Vargas *et al.* (1997) concluded that there have been at least three independent events of benthic-planktic transition in the history of modern planktic foraminiferal families: Globigerinidae (and Hastigerinidae Bolli, Loeblich & Tappan, 1957), Globorotaliidae Cushman, 1927, and Candeinidae Cushman, 1927. After new SSU-rDNA molecular studies, Aurahs *et al.* (2009) reached very similar conclusions, evidencing the phylogenetic relationships of the Cenozoic planktic foraminifera remained ambiguous. Morphologically, these families are differentiated by the wall structure and surface (Saito *et al.*, 1981; Kennett & Srinivasan, 1983; Hemleben *et al.*, 1989). The genera of the first two families are usually characterized by having more globular tests and a spinose wall, either cancellate (Globigerinidae) or pitted (Hastigerinidae). The Globorotaliidae genera are usually characterized by having more flattened tests and a nonspinose, pitted to smooth wall. Finally, the Candeinidae genera exhibit tiny tests and microperforate, smooth wall. According to de Vargas *et al.* (1997) and Aurahs *et al.* (2009), Globigerinidae could originate after the KPB mass extinction, and the other two after the minor extinction event of the Eocene–Oligocene transition (EOT).

De Vargas *et al.* (1997) indicated that the assumption of the divergence of globorotaliids and candeinids in the Neogene from globigerinoid ancestors was not supported by molecular phylogeny. They suggested that the candeinids, which appeared in the fossil record during the EOT crisis, exhibit closer molecular relationships with benthic rotaliids and/or textulariids than with globigerinids. The relationships between globorotaliids and rotaliids-textulariids also are strongly suggested by ribosomal DNA sequence similarities. In

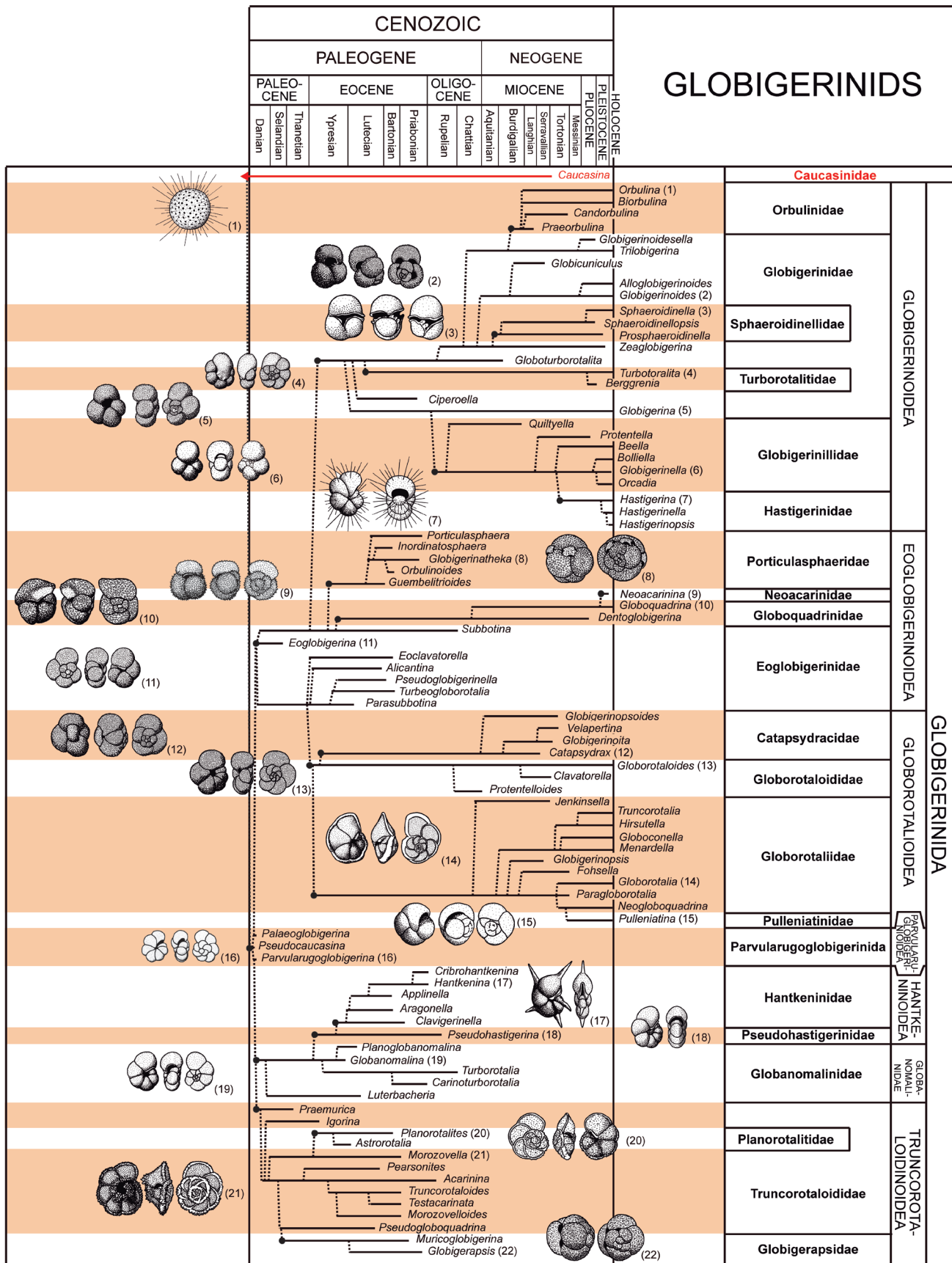


Figure 3. Benthic origin and evolutionary tree at the genus level of the order Globigerinida. The phylogenetic relationships are based mainly on [Olsson et al. \(1999\)](#), [Pearson et al. \(2006\)](#), [Aze et al. \(2011\)](#), [BouDagher-Fadel \(2012, 2015\)](#), [Arenillas and Arz \(2017\)](#), [Wade et al. \(2018\)](#) and [Arenillas et al. \(2018\)](#). In red, bio-chronostratigraphic ranges of benthic foraminiferal taxa. Genus drawings are modified from or inspired by those of [Banner \(1982\)](#). Each node (black circle) represents the last common ancestor of each suggested phylogenetic group or suprageneric taxa.

addition, it has even been observed that globorotaliids show benthic behaviour in culture (Hemleben *et al.*, 1989).

There is evidence that Candeinidae, as belonging to globigerinitids (see discussion above, and Fig. 2), could have evolved from a benthic taxon after the EOT crisis (Pearson *et al.*, 2018). On the contrary, it seems to be well established by stratophenetic evidence that globorotaloids evolved from a planktic ancestor in lower Eocene, being its first members *Globorotaloides* Bolli, 1957, and *Paragloborotalia* Cifelli, 1982 (Olsson *et al.*, 2006a, 2006b; Aze *et al.*, 2011). If the stratophenetic data are correct (Aze *et al.*, 2011), globigerinoids and globorotaloids evolved from eoglobigerinoids, the first from *Subbotina* Brotzen & Pożaryska, 1961, and the second from *Parasubbotina* Olsson, Hemleben, Berggren & Liu, 1992 (Fig. 3). The common ancestor of these two genera was *Eoglobigerina* Morozova, 1959, and their divergence occurred shortly after the KP/B mass extinction event (Arenillas & Arz, 2013a, 2013b). This accounts for the apparent phylogenetic disconnection between both groups (globigerinoids and globorotaloids) according to the SSU-rDNA molecular studies. In any case, if an independent benthic origin for globorotaloids is demonstrated, the superfamily Globorotalioidea Cushman, 1927, would have to be elevated to the order category.

MORE EXAMPLES OF MULTIPLE INVASIONS OF BENTHIC FORAMINIFERA TO THE PELAGIC DOMAIN

Leckie (2009) noted that the ancestry of a number of planktic foraminiferal lineages remains a mystery. The iterative origin of planktic taxa with a microperforate wall, either smooth, pore-mounded or finely pustulate (hispid), during the Mesozoic and Cenozoic is poorly known: *Sphaerogerina* Korchagin & Kuznetsova, 2003, in the Rhaetian (Late Triassic), *Conoglobigerina* in the Bajocian (Middle Jurassic), *Archaeoguembelitra* and *Protoheterohelix* in latest Albian, *Guembelitra* and *Bifarina* Parker & Jones, 1872, in the Santonian, *Zeauvigerina* Finlay, 1939, and *Rectoguembelina* Cushman, 1932, in the Maastrichtian, *Pseudocaucasina* in the earliest Danian, *Cassigerinella* in the Bartonian, *Dipsidripella* in the Lutecian, *Tenuitella* Fleisher, 1974, in the Rupelian, *Antarcticella* Loeblich & Tappan, 1987, in the Chattian (or in the earliest Danian according to Liu *et al.*, 1998), *Candeina* in the Tortonian, and *Gallitellia* Loeblich & Tappan, 1986, in the Pleistocene. All may have had benthic ancestors and being the result of multiple invasions of benthic foraminifera to the pelagic domain.

Benthic origins of other globotruncanid-type taxa

Korchagin *et al.* (2003) described a globigeriniform planktic genus in the Triassic: *Sphaerogerina*, which first appeared in the Rhaetian, and did not

survive the End-Triassic mass extinction event. They phylogenetically related *Sphaerogerina* to favuselloids, specifically to a *Globuligerina* species that according to them lived in the Rhaetian. However, BouDagher-Fadel (2012, 2015) warned that this species is probably an agglutinated benthic foraminifer. In addition, since *Sphaerogerina* went extinct at the end of the Triassic, they cannot belong to the same phylogenetic group as the true favuselloids, which did not appear until the Middle Jurassic. On phylogenetic grounds, BouDagher-Fadel (2012) placed *Sphaerogerina* in a new family: Sphaerogerinidae. BouDagher-Fadel (2012, 2015) suggested that, like *Conoglobigerina*, *Sphaerogerina* emerged from oberhauserellids in an independent benthic-planktic transition (Fig. 1).

Benthic origins of other heterohelicid-type taxa

Some Cretaceous heterohelicid-type genera are also considered descendants of benthic ancestors. The most notable are the biserial genera, with a tendency to become uniserial, such as *Bifarina*, *Zeauvigerina*, and *Rectoguembelina*. They have been related to heterohelicids (Fig. 2), as descendants of *Heterohelix* Ehrenberg, 1843, or more likely of *Laeviheterohelix* Nederbragt, 1991 (see, for example, Huber & Boersma, 1994; Olsson *et al.*, 1999; Huber *et al.*, 2006; BouDagher-Fadel, 2012, 2015). Stable isotopic evidence that some of their species are planktic have been reported by Huber and Boersma (1994) and D'Haenens *et al.* (2012). However, there are still doubts that all their species have a planktic mode of life. Loeblich and Tappan (1987) included *Zeauvigerina* in the buliminid family Loxostomatidae Loeblich & Tappan, 1962. Olsson and Leckie (1994) considered *Bifarina* as a benthic foraminifer inhabiting of inner and middle sublittoral environments in epicontinental seas. *Rectoguembelina*, which was synonymized with *Bifarina* and *Tubitextularia* Šulc, 1929, by Loeblich and Tappan (1964, 1987), was originally considered benthic (see Stainforth *et al.*, 1975). There is also the possibility that at any stage of their life and under stressful conditions they swapped their mode of life from benthic to planktic or *vice versa* (BouDagher-Fadel, 2012, 2015).

Benthic origins of other guembelitruid-type taxa

Examples of guembelitruid-type genera with an independent benthic origin are *Archaeoguembelitra*, *Streptochilus* Brönnimann & Resig, 1971, and current *Gallitellia* (Fig. 2). Georgescu (2009a) erected the genus *Archaeoguembelitra* to include the latest Albian–earliest Turonian triserial planktic foraminifera, regarded as phylogenetically unrelated to the Late Cretaceous genus *Guembelitra*. *Archaeoguembelitra* included both benthic and planktic species, and may have derived from another, different ancestral benthic lineage (Georgescu, 2009a): the buliminid *Praeplanctonia*,

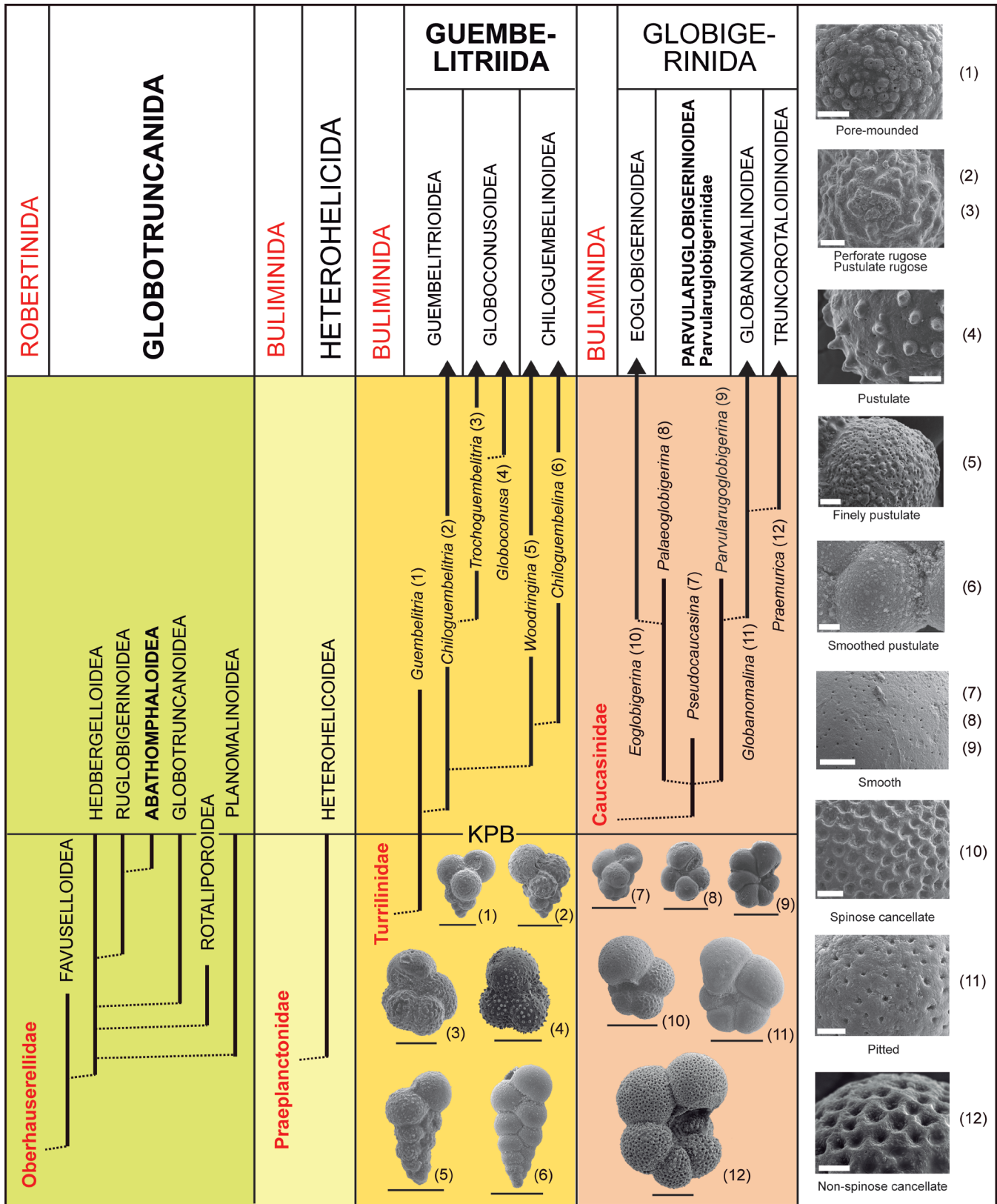


Figure 4. Benthic origins and evolutionary trees of the orders Globotruncanida, Heterohelicida, Guembelitririida and Globigerinida, based on the most up-to-date phylogenetic proposals (see discussion in main text and supplementary information), the first two at the superfamily level, and the last two at the genus level and only for the early Danian. This figure includes wall textures/surfaces of early Danian genera of Guembelitririida and Globigerinida. Note that the wall surface of parvularuglobigerinids is smooth, and microperforate to finely perforate. Note also that the wall surface of *Trochoguembelitra* is microperforate, pore-mounded to rugose (see discussion in main text and supplementary information). Defined taxa are in bold font; scale bar = 100 μ m; scale bar of wall details = 5 μ m.

which is also the ancestor suggested for the first heterohelicid genus (*Protoheterohelix*). The typical pore-mounded wall of triserial planktic foraminifera, such as *Guembeltria* and *Archaeoguembeltria*, could be an adaptation that improved the ability to float (Dubicka & Wierzbowski, 2019).

The biserial genus *Streptochilus* was originally considered a descendant of *Chiloguembelina* (see, for example, Stainforth *et al.*, 1975; Kennett & Srinivasan, 1983; Huber *et al.*, 2006). However, Darling *et al.* (2009) demonstrated that the extant planktic *Streptochilus globigerus* (Schwager, 1866) and the benthic *Bolivina variabilis* (Williamson, 1858) are the same biological species. Therefore, *Streptochilus* seems to include ecologically flexible species actively grow within the open-ocean waters, occupying both pelagic and benthic domains (Smart & Thomas, 2018). When they are planktic, they inhabit surface and thermocline of the open ocean and, when they are benthic, they live as shallow to intermediate infaunal dwellers. Smart and Thomas (2007) even suggested that the *Streptochilus* species may have evolved polyphyletically.

Based on molecular evidence, Ujiie *et al.* (2008) indicated that the modern triserial genus *Gallitellia*, of microperforate, smooth wall, may have evolved in the Miocene from the buliminid genera *Stainforthia* Hofker, 1956, or alternatively *Virgulinea* Cushman, 1932. They also noted that the sporadic occurrence of triserial planktic foraminifera in the fossil record may reflect multiple transitions from a benthic to a planktic mode of life.

Benthic origins of other globigerinid-type taxa

A globigerinid-type taxon of uncertain origin is *Antarcticella*, which was endemic to high southern latitudes (Loeblich & Tappan, 1987; BouDagher-Fadel, 2012, 2015). This genus inhabited shallower environments of marginal basins, and probably includes both benthic and planktic species (Liu *et al.*, 1998; Malumián & Nájuez, 2011; Huber *et al.*, 2020). It was initially considered late Oligocene–middle Miocene in age and included among the globigerinitids (Loeblich & Tappan, 1987). However, Liu *et al.* (1998) claimed that *Antarcticella* originated immediately after the KP/B mass extinction event, evolving from the rotaliid *Praepararotalia* (Fig. 2). As previously suggested by Leckie and Webb (1985), Liu *et al.* (1998) surmised that *Antarcticella* was the direct ancestor of *Candeina*. However, the hypothesis that suggests *Dipsidripella* as the ancestor of the globigerinitoids, to which the candeinids belongs, is gaining more acceptance among taxonomists (Pearson *et al.*, 2018). Therefore, *Antarcticella* seems to belong to another different lineage descended from benthic foraminifera.

UNDERLYING CAUSES OF THE JUMP FROM BENTHOS TO PLANKTON IN FORAMINIFERA

Taxonomists have postulated benthic ancestry hypotheses for all planktic foraminiferal taxa and lineages described above, but the causes that have induced the jump from benthic to planktic mode of life are still unclear. A first clue can be found in the habitat and ecological niche that they or their benthic ancestors occupied, including their depth habitat, ecological strategy (specialists, generalists, opportunists), and mode of life (holobenthic, meroplanktic, tycho planktic or holoplanktic). Other clues may emerge after checking whether or not their first appearances coincide with environmental crises or ecological stress events. Additionally, identifying the taxonomic group to which their benthic ancestor belongs can also help to understand why the jump from benthos to plankton occurred.

Dwellers of near-surface ocean waters

Many of the taxa more closely related to their benthic ancestors inhabited exclusively neritic environments of epicontinental seas. Others became also successful in the oceanic realm, mainly in continental margins. The neritic environment, probably close to continental margins, was the preferred habitat for the first Jurassic favusellids, *i.e.*, *Conoglobigerina* and *Globuligerina* (Gordon, 1970; Hart *et al.*, 2002, 2003; Hudson *et al.*, 2009; Gradstein *et al.*, 2017; Kendall *et al.*, 2020; Gajewska *et al.*, 2021). *Protoheterohelix* and its closest descendants (*e.g.*, *Planoheterohelix* Georgescu & Huber, 2009) were inferred to be upper mixed layer dwellers (Nederbragt, 1991; Nederbragt *et al.*, 1998). *Guembeltria* lived mainly on shelf areas (Smith & Pessagno, 1973; Leckie, 1987) but they were also abundant in paleo-upwelling areas of the continental margins (Kroon & Nederbragt, 1990). Biogeographic and oxygen isotopic data suggest that *Guembeltria* inhabited a near-surface planktic niche (Boersma *et al.*, 1979; Boersma, 1984; D'Hondt & Zachos, 1993; Olsson *et al.*, 1999). Similar niche and habitat are occupied by the current *Gallitellia*, which lives mainly over shelf areas, in semi-enclosed basins, and in upwelling areas, being rare in the open ocean (Kroon & Nederbragt, 1990). Regarding *Pseudocaucasina* and the rest of the smooth-walled parvularugoglobigerinids, there are no stable isotope evidence available on their habitat. Nevertheless, paleobiogeographic data indicate that they inhabited in the open ocean, occupying the surface waters of external neritic and oceanic environments (Arenillas & Arz, 2017).

Other examples include *Antarcticella*, which inhabited shallow environments of marginal basins (Liu *et al.*, 1998; Malumián & Nájuez, 2011; Huber *et al.*,

2020), *Bifarina* and *Zeauvigerina*, which preferably inhabited inner and middle neritic environments with a restricted geographic distribution (Leckie, 2009), and *Rectoguembelina*, which seems to have also inhabited upper surface waters in open sea (Huber & Boersma, 1994). Doubts persist as to whether all species of *Bifarina* and *Zeauvigerina* are planktic (see Huber et al., 2006). For example, *Bifarina* has been reported occurring in nearshore sediments (Olsson & Leckie, 1994). Something similar happens with *Dipsidripella* because there are doubts as to whether it was benthic for part of its life cycle or it was planktic occupying a much deeper habitat than co-occurring planktic foraminifera (Huber et al., 2006). Current *Streptochilus* and *Tenuitella* are, on the contrary, from deeper habitat, the former inhabiting the thermocline (Resig & Kroopnick, 1983), and the latter preferably living within the oxygen minimum zone (Huber et al., 2006; Pearson et al., 2018).

Opportunists in episodes of global environmental stress

Several of the evolutionarily basal genera mentioned above have been described as opportunistic forms, which allowed them to acquire ecological advantage in times of environmental stress for the microplankton communities. For example, some environmental crisis could favour the evolution of the conoglobigerinids from the oberhauserellids in the Middle Jurassic. Fuchs (1975) suggested that the change in the test mineralogy from aragonite to calcite in the conoglobigerinids was likely due to the climate cooling that occurred in the Early Jurassic, as well as the reduction in the magnesium content in the oceans. However, Hart et al. (2002, 2003) suggested that the origin of conoglobigerinids was one of the probable results of the early Toarcian oceanic anoxic event. An alternative explanation was provided by BouDagher-Fadel (2012, 2015), who suggested that the sudden appearance of many of the *Conoglobigerina* species could be related to the rise in sea level of the Bajocian, which could open up new niches. According to Leckie (2009), fluctuating sea level and changing conditions of the oxygen minimum zone and the phytoplankton community structure were three of many factors that may have provided opportunities for benthic foraminifers to make the leap into the pelagic environment.

Among the opportunistic planktic foraminifera, *Guembelitra* is a paradigmatic example, since it has been described as small-sized disaster triserials, common to abundant in less stable palaeo-environments, and tolerant to disturbed environments and under eutrophic conditions (Nederbragt, 1989; Kroon & Nederbragt, 1990; Keller & Pardo, 2004; Abramovich et al., 2010). Triserial guembelitriids have the potential to persist during times of drastically changing marine conditions, as recorded just after

the KPB, when other species became extinct (Kroon & Nederbragt, 1990). Other guembelitriid-type taxa, as *Archaeoguembelitra* (Eicher & Worstell, 1970b, referred to as *Guembelitra*) and *Gallitellia* (Kroon & Nederbragt, 1990), are also opportunists, being relatively abundant where environmental conditions are adverse for other species. Between the heterohelicids, *Protoheterohelix*, *Planoheterohelix* and *Zeauvigerina* are also considered opportunistic taxa (Nederbragt, 1991; Nederbragt et al., 1998; D'Haenens et al., 2012).

On the other hand, the immediate benthic ancestor of globigerinid *Pseudocaucasina*, i.e., *Caucasina*, has also been considered an opportunist, specifically a phytodetritivore tolerant to eutrophic, dysoxic environments (Poag, 1989, 2012; Koutsoukos & Hart, 1990). The pelagic niches emptied after the KPB mass extinction event may have favoured *Caucasina* to invade the pelagic environment, giving rise to the parvularugoglobigerinids only a few thousand years later (Arenillas & Arz, 2017). Something similar could have happened during the EOT crisis, as de Vargas et al. (1997) proposed. The climate cooling across the EOT (Priabonian and Rupelian) wiped out lineages that had dominated during the Paleogene (truncorotaloids, hantkeninoids, globanomalinoids, porticulasphaerids), allowing the evolutionary radiation of globigerinoids and globorotaloids, and the appearance of globigerinitoids (*Dipsidripella-Tenuitella*) from their benthic ancestor (Pearson et al., 2018). In summary, mass extinctions events may strongly have favoured repopulation from benthic ancestors.

Meroplanktic and tycho planktic modes of life

It has been suggested that conoglobigerinids were meroplanktic taxa, i.e., planktic for only a part of their life cycle (Banner et al., 1985; BouDagher-Fadel et al., 1997; BouDagher-Fadel, 2012, 2015). The earliest known favuselloids (*Conoglobigerina*) have a discorbid-like early growth habit (Banner, 1982). They all have at least five to six chambers in the early whorls, while the last whorl has only four chambers. This discorbid-like morphology may indicate that they were benthic in the juvenile stage. However, the last whorls exhibit globular chambers, suggesting that they were planktic in the adult stage. The meroplanktic mode of life seems to have been associated with dimorphism by alternation of generations (i.e., dimorphic life cycle with microspheric and megalospheric forms), a character unknown in any holoplanktic foraminifera (BouDagher-Fadel, 2012, 2015). Consequently, the evolution of conoglobigerinids could occur initially by adopting a meroplanktic mode of life.

Such transitions from the benthic to the planktic mode of life are well documented in many modern rotaliids inhabiting of shelf environments (Banner et al., 1985; BouDagher-Fadel et al., 1997), as for example among

discorboids (e.g., tretomphaloid-type rosalinids) and planorbulooids (e.g., cymbaloporids). Hart *et al.* (2003) suggested that the perturbation created by the early Toarcian gas hydrate surge, and the ensuing oceanic anoxic event, could be the cause of the transition to a meroplanktic mode of life. The holoplanktic mode of life did not emerge until the appearance of *Globuligerina* in the Bathonian.

A similar case may be that of early parvularugoglobigerinids (*Pseudocaucasina*), which exhibit a juvenile stage with fourth to five chambers and an adult stage with three chambers (Arenillas & Arz, 2017). Its benthic ancestor, *Caucasina*, which groups infaunal taxa that inhabit from inner sublittoral to bathyal (Poag, 1989, 2012; Koutsoukos & Hart, 1990), display a similar morphology, with five to six chambers in the early whorls, and only two to three chambers in the last whorls (see Arenillas & Arz, 2017). For comparison with conoglobigerinids, we can speculate that *Caucasina* and perhaps *Pseudocaucasina* were meroplanktic taxa.

Nonetheless, there is another possibility. Darling *et al.* (2009) claimed that the species surviving the KPB extinction, which have been described as inhabitants of shallow neritic environments (e.g., *Guembelitra* or *Zeauvigerina*), may very well have been tycho planktic. Darling *et al.* (2009) suggested that radiation and repopulation of the empty niche in the plankton after the KPB extinction may at least in part have occurred from tycho planktic benthic species rather than from neritic planktic ones. The tycho planktics are species capable of living both in the benthic and in the pelagic domain, as demonstrated for current *Bolivina variabilis*/*Streptochilus globigerus*. Such species are endowed with a great ecological advantage, enabling a rapid recolonization of the pelagic domain from the benthos (Leckie, 2009; Clemence & von Hillebrandt, 2013). After mass extinctions in the plankton, as caused by bolide impacts, climate cooling or oceanic anoxic events, tycho planktic species may well be capable of repopulating the pelagic realm and evolve into fully planktic forms (Darling *et al.*, 2009).

Kucera *et al.* (2017) recently showed that the initial phase of the pelagic colonization by benthic taxa could even be achieved without external forcing, *i.e.*, without environmental stress, through the evolution of a tycho planktic mode of life, which may have evolved as a strategy for dispersal of benthic foraminifera. They speculated that the final step to switch from the tycho planktic to holoplanktic mode of life could be the adoption of obligate sexual reproduction or suppression of the asexual phase of the life cycle. The existence of such meroplanktic or tycho planktic modes of life in foraminifera provides a possible mechanism through which planktic lineages may have evolved multiple times from benthic ancestor since the Jurassic times (Darling *et al.*, 2009; Clemence & von Hillebrandt, 2013).

Relevance of buliminids as ancestors of planktic foraminifera

Most of the putative benthic ancestors of planktic foraminiferal groups are buliminids. This is the case of *Praeplanctonia* (ancestor of *Protoheterohelix* and *Archaeoguembelitra*), *Neobulimina* (ancestor of *Guembelitra*), *Caucasina* (ancestor of *Pseudocaucasina*), and *Stainforthia* (ancestor of *Gallitellia*). *Streptochilus* and *Zeauvigerina* may in fact be buliminids. Therefore, the buliminids seem to have played a relevant role as ancestors of various microporate planktic foraminifera, with triserial or high trochospiral test and with pore-mounded or smooth wall. Buliminids are commonly infaunals that inhabited environments with a high nutrient supply and low levels of oxygen (Sen-Gupta & Machain-Castillo, 1993; Bernhard *et al.*, 1997).

Alve (1999) and Dubicka and Wierzbowski (2019) showed that some bi- and triserial benthic foraminiferal species of Cretaceous buliminid genera, such as *Pseudouvigerina* Cushman, 1927, *Bolivinoidea* Cushman, 1927, *Eouvigerina* Cushman, 1926, and *Loxostomum* Ehrenberg, 1854, seem to have a propagule dispersal mechanism and the ability to occupy both pelagic and benthic domains (tycho planktic mode of life). They exhibit microporate wall with pore-mounded –and/or finely pustulate– surface, which is relatively rare in benthic foraminifera and more common in planktic foraminifera. It suggests that the pore-mounded wall stood for an exceptional morphological advantage, which iteratively evolved in buliminid foraminifera during the Mesozoic and Cenozoic, and could become a bridge between a benthic and planktic mode of life (Dubicka & Wierzbowski, 2019).

The uvegirid and bolivinid genera studied by Dubicka and Wierzbowski (2019) were grouped in the superfamily Serioidea by Holzmann and Pawlowski (2017) (see supplementary text S8). This superfamily also includes to the family Stainforthiidae Reiss 1963, which in turn probably comprises the current triserial planktic genus *Gallitellia*. The bimodal lifestyle, apparently linked to a pore-mounded wall, is likely characteristic of this superfamily, which can be interpreted as a link between benthic and planktic foraminifera, as already postulated by Georgescu *et al.* (2011).

The only exceptions may be *Praegubkinella* (ancestor of *Conoglobigerina*) and *Praepararotalia* (ancestor of *Dipsidripella-Tenuitella* and *Antarcticella*). As mentioned above, the former was a robertinid (oberhauserellid) and the latter a rotaliid. *Praegubkinella*, like *Oberhauserella*, was an opportunist tolerant to dysoxic conditions and stressed environments, and probably with a meroplanktic mode of life (BouDagher-Fadel, 2012, 2015; Clemence & von Hillebrandt, 2013). *Praepararotalia* was an outer sublittoral dweller, that lived in relatively oxygen-depleted or food-enriched

waters, and probably with a tycho planktic mode of life (Liu *et al.*, 1998; Huber *et al.*, 2020). Consequently, both taxa have an ecological niche similar to many buliminids, and may have shared the same role as bridge between benthic and planktic modes of life.

JUSTIFICATION FOR THE NEW DEFINED TAXA

New order Globotruncanida

If the hypothesis that Cenozoic globigerinids evolved after the KPB extinction from the benthic genus *Caucasina* is verified, as proposed by Brinkhuis and Zachariasse (1988) and Arenillas and Arz (2017), then Mesozoic planktic foraminifera are phylogenetically disconnected from those of the Cenozoic. Even excluding heterohelicids as already postulated by Fursenko (1958) and BouDagher-Fadel (2012, 2015), the order Globigerinida becomes polyphyletic if the spiral Mesozoic taxa are included. It is therefore necessary to separate the latter in a new order, which we have called Globotruncanida, because the genus *Globotruncana* Cushman, 1927, and the family Globotruncanidae Brotzen, 1942, are the ones that best characterize it. Consequently, it is also necessary to emend the order Globigerinida.

This new order includes *Conoglobigerina*, the first planktic foraminifera to appear (if *Sphaerogerina* is excluded), as well as all its descendants (Fig. 1). Consequently, the order Globotruncanida appeared in the Bajocian (Middle Jurassic), and includes 7 superfamilies and 20 families. The globotruncanids reached at the Maastrichtian the largest test size of all planktic foraminifera, up to 1 mm in diameter as in the case of *Contusotruncana* Korchagin, 1982. For comparison, Cenozoic and current species do not exceed 600 µm in diameter.

New order Guembeltriida

Fursenko (1958) joined all planktic foraminifera with bi- and triserial arrangement, at least in the early ontogenetic stage, in the order Heterohelicida, consequently clustering the families Heterohelicidae Cushman, 1927, Guembeltriidae Montanaro-Gallitelli, 1957, Chiloguembelinidae Loeblich & Tappan, 1956, Globoconusidae BouDagher-Fadel, 2012, and Cassigerinellidae Bolli, Loeblich & Tappan, 1957 (see BouDagher-Fadel, 2012, 2015). However, this order also becomes polyphyletic if the guembeltriids and their Cenozoic descendants (chiloguembelinids, globoconusids and cassigerinellids) are included. It is therefore necessary to separate these families in a new order, which we have called Guembeltriida, because the genus *Guembeltria*, and the family Guembeltriidae Montanaro-Gallitelli, 1957, are the ones that best characterize it. Consequently, it is also necessary to emend the order Heterohelicida. Guembeltriida n. ord. includes 4 families: Cassigerinellidae, Chi-

loguembelinidae, Globoconusidae and Guembeltriidae (Fig. 2), which we have also elevated to the category of superfamily.

New superfamily Abathomphaloidea

The superfamily Abathomphaloidea has been defined to accommodate the families Globotruncanellidae Maslakova, 1964, and Abathomphalidae Pessagno, 1967, that form a phylogenetic group already recognized by Robaszynski *et al.* (1984). Abathomphalidae and Globotruncanellidae have traditionally been included in the superfamily Globotruncanoida. However, they have an independent origin, probably from rugoglobigerinoids as *Archaeoglobigerina* Pessagno, 1967 (see Caron, 1985).

New superfamily Parvularugoglobigerinoidea and new family Parvularugoglobigerinidae

In addition to proposing that *Pseudocaucasina* was the first Cenozoic globigerinid genus to appear, Arenillas and Arz (2017) were in favour of including this genus in a new ancestral Cenozoic family of the order Globigerinida together with *Parvularugoglobigerina* and *Palaeoglobigerina* Arenillas, Arz & Nájuez, 2007. Until now, these taxa have been informally termed parvularugoglobigerinids. They gather the tiny species with microperforate, smooth wall discovered by Luterbacher and Premoli-Silva (1964) immediately above the KPB (also see Arenillas & Arz, 2000). We here group these primitive Cenozoic taxa into the new family Parvularugoglobigerinidae, because *Parvularugoglobigerina* is the genus that best characterizes it. The parvularugoglobigerinids cannot be included in the family Eoglobigerinidae Blow, 1979, or in the family Globanomalinidae Loeblich & Tappan, 1984, because they are the ancestral forms of both, and do not conform to the wall-texture characteristics of either of them (Figs. 3, 4). Consequently, it is also necessary to separate them into a new superfamily (Parvularugoglobigerinoidea) to differentiate them from superfamilies Eoglobigerinoidea BouDagher-Fadel, 2012, and Globanomalinoidea Loeblich & Tappan, 1984.

PLANKTIC FORAMINIFERAL SYSTEMATICS

We follow Lee (1990) who raised the order Foraminiferida to class Foraminifera, and consequently the previously recognized suborder Globigerinina to order Globigerinida (Loeblich & Tappan, 1992). A brief discussion on the higher-rank classification and phylogeny of foraminifera is presented in supplementary text S7. For each one of the taxa considered, we have added its type-taxon, its chronostratigraphic range, and lower rank taxa it includes. Only newly defined taxa and emended orders are described in their diagnosis section. We have also included the *derivatio nominis* of the defined taxa.

Class FORAMINIFERA Lankester, 1885
Order GLOBOTRUNCANIDA Arz, Arenillas & Gilbert
n. ord.

Type-superfamily. Globotruncanidae Brotzen, 1942.

Derivatio nominis. As for the superfamily Globotruncanidae Brotzen, 1942.

Chronostratigraphic range. Bajocian–Maastrichtian.

Diagnosis. Test trochospiral or planispiral. Peripheral margin without keel, or with one or two keel. Aperture bordered by a lip or protected by a porticus or a tegillum, rarely by a bulla. Finely perforate to macroperforate. Wall surface smooth, pore-mounded, pitted, reticulate, hispid, pustulate, muricate, rugose, or costate. Wall hyaline calcitic, but early forms may be aragonitic.

Superfamilies included. Abathomphaloidea Arz, Arenillas & Gilbert n. superfam.; Favuselloidea Longoria, 1974; Hedbergelloidea Longoria & Gamper, 1975; Globotruncanoida Brotzen, 1942; Planomalinoidea Bolli, Loeblich & Tappan, 1957; Rotaliporoidea Sigal, 1958; Rugoglobigerinoidea Subbotina, 1959.

Superfamily ABATHOMPHALOIDEA Arz, Arenillas & Gilbert n. superfam.

Type-family. Abathomphalidae Pessagno, 1967.

Derivatio nominis. As for the family Abathomphalidae Pessagno, 1967.

Chronostratigraphic range. Middle Campanian–Maastrichtian.

Diagnosis. Test trochospiral. Peripheral margin without keel, with pustulate pseudo-keel or one or two keels. Aperture protected by a porticus or a tegillum. Macroperforate. Wall surface pustulate (muricate), rugose or discontinuous costate.

Families included. Abathomphalidae Pessagno, 1967; Globotruncanellidae Maslakova, 1964.

Family ABATHOMPHALIDAE Pessagno, 1967

Type-genus. *Abathomphalus* Bolli, Loeblich & Tappan, 1957.

Chronostratigraphic range. Maastrichtian.

Genera included. *Abathomphalus* Bolli, Loeblich & Tappan, 1957.

Family GLOBOTRUNCANELLIDAE Maslakova, 1964

Type-genus. *Globotruncanella* Reiss, 1957.

Chronostratigraphic range. Middle Campanian–Maastrichtian.

Genera included. *Globotruncanella* Reiss, 1957; *Spinoglobotruncanella* Georgescu & Sawyer, 2014.

Superfamily FAVUSELLOIDEA Longoria, 1974

Type-superfamily. Favusellidae Longoria, 1974.

Chronostratigraphic range. Bajocian–lower Cenomanian.

Families included. Conoglobigerinidae BouDagher-Fadel, Banner & Whittaker, 1997; Favusellidae Longoria, 1974; Globuligerinidae Loeblich & Tappan, 1984.

Family CONOGLOBIGERINIDAE BouDagher-Fadel, Banner & Whittaker, 1997

Type-genus. *Conoglobigerina* Morozova, 1961, in Morozova and Moskalenko (1961).

Chronostratigraphic range. Bajocian–middle Valanginian.

Genera included. *Conoglobigerina* Morozova, 1961, in Morozova and Moskalenko (1961); *Tenuigerina* Gorbachik & Kuznetsova, 1998.

Problematic taxa (other benthic origins). *Sphaerogerina* Korchagin & Kuznetsova, 2003, in Korchagin *et al.* (2003) (Family Sphaerogerinidae BouDagher-Fadel, 2012).

Family FAVUSELLIDAE Longoria, 1974

Type-genus. *Favusella* Michael, 1973.

Chronostratigraphic range. Berriasian–lower Cenomanian.

Genera included. *Ascoliella* Banner & Desai, 1988; *Favusella* Michael, 1973; *Koutsoukosia* Georgescu, 2009a.

Family GLOBULIGERINIDAE Loeblich & Tappan, 1984

Type-genus. *Globuligerina* Bignot & Guyader, 1971.

Chronostratigraphic range. Bathonian–middle Tithonian.

Genera included. *Compactogerina* Simmons, BouDagher-Fadel, Banner & Whittaker, 1997, in BouDagher-Fadel *et al.* (1997); *Globuligerina* Bignot & Guyader, 1971; *Haeuslerina* BouDagher-Fadel, Banner & Whittaker, 1997; *Petaloglobigerina* Gradstein, 2021, in Gradstein and Waskowska (2021).

Superfamily HEDBERGELLOIDEA Longoria & Gamper, 1975

Type-family. Hedbergellidae Loeblich & Tappan, 1961.

Chronostratigraphic range. middle Valanginian–Maastrichtian.

Families included. Ananiidae El-Nakhal, 2010; Hedbergellidae Loeblich & Tappan, 1961; Helvetoglobotruncanidae Lamolda, 1976; Praehedbergellidae Banner & Desai 1988.

Family ANANIIDAE El-Nakhal, 2010

Type-genus. *Anania* El-Nakhal, 2010.

Chronostratigraphic range. Middle Albian–Maastrichtian.

Genera included. *Anania* El-Nakhal, 2010; *Badriella* El-Nakhal, 2002; *Costellagerina* Petters, El-Nakhal & Cifelli, 1983; *Hillsella* Georgescu, 2008a; *Liuenella* Georgescu, 2010c (new name for *Liuela* Georgescu, 2008b); *Loeblichella* Pessagno, 1967; *Muricohedbergella* Huber & Leckie, 2011; *Paracostellagerina* Georgescu & Huber, 2006; *Pessagnoina* Georgescu, 2009b; *Planohedbergella* BouDagher-Fadel, Banner, Whittaker & McCarthy, 1997, in BouDagher-Fadel *et al.* (1997); *Pseudoclavihedbergella* Georgescu, 2009b.

Genus-level taxa defined as evolutionary lineages (without type species). *Vanhintella* Georgescu, 2013b.

Family HEDBERGELLIDAE Loeblich & Tappan, 1961

Type-genus. *Hedbergella* Brönnimann & Brown, 1958.

Chronostratigraphic range. Middle Aptian–Coniacian.

Genera included. *Asterohedbergella* Hamaoui, 1964; *Clavihedbergella* Banner & Blow, 1959; *Hedbergella* Brönnimann & Brown, 1958; *Microhedbergella* Huber & Leckie, 2011; *Paraticinella* Premoli-Silva, Caron, Leckie, Petrizzo, Soldan & Verga, 2009; *Pseudoguembeltria* Huber & Leckie, 2011.

Family HELVETOGLOBOTRUNCANIDAE Lamolda, 1976

Type-genus. *Helvetoglobotruncana* Reiss, 1957.

Chronostratigraphic range. Lower Cenomanian–lower Campanian.

Genera included. *Angulocarinella* Korchagin, 2001; *Bermudeziana* Georgescu, 2011; *Bollitruncana* Korchagin, 2001; *Fingeria* Georgescu, 2010b; *Hedbergellita* Maslakova, 1983; *Brittonella* Korchagin, 1989; *Helvetoglobotruncana* Reiss, 1957; *Unitruncatus* Korchagin, 2001; *Whiteinella* Pessagno, 1967.

Family PRAEHEDBERGELLIDAE Banner & Desai 1988

Type-genus. *Praehedbergella* Gorbachik & Moullade, 1973.

Chronostratigraphic range. Middle Valanginian–Cenomanian.

Genera included. *Blefuscuiana* Banner & Desai, 1988; *Gorbachikella* Banner & Desai, 1988; *Praehedbergella* Gorbachik & Moullade, 1973; *Lilliputianella* Banner & Desai, 1988; *Lilliputianelloides* BouDagher-Fadel, Banner & Whittaker, 1997; *Wondersella* Banner & Strank, 1987.

Superfamily GLOBOTRUNCANOIDEA Brotzen, 1942

Type-family. Globotruncanidae Brotzen, 1942.

Chronostratigraphic range. Middle Albian–Maastrichtian.

Families included. Globotruncanidae Brotzen, 1942; Praeglobotruncanidae Ion, 1983; Reissidae Korchagin, 2001.

Family GLOBOTRUNCANIDAE Brotzen, 1942

Type-genus. *Globotruncana* Cushman, 1927.

Chronostratigraphic range. Middle Turonian–Maastrichtian.

Genera included. *Contusotruncana* Korchagin, 1982; *Globotruncana* Cushman, 1927; *Marginotruncana* Hofker, 1956; *Obliquacarinata* Korchagin, 1993; *Sphaerotruncana* Korchagin, 1993; *Ventrottruncana* Korchagin, 1993.

Family PRAEGLOBOTRUNCANIDAE Ion, 1983

Type-genus. *Praeglobotruncana* Bermúdez, 1952.

Chronostratigraphic range. Middle Albian–lower Campanian.

Genera included. *Concavatotruncana* Korchagin, 1982; *Dicarinella* Porthault, 1970, in Donze *et al.* (1970); *Falsotruncana* Caron, 1981; *Rotundina* Subbotina, 1953; *Praeglobotruncana* Bermúdez, 1952; *Verotruncana* Korchagin, 2001.

Genus-level taxa defined as evolutionary lineages (without type species). *Exmouthia* Georgescu, 2013, in Georgescu *et al.* (2013).

Family REISSIDAE Korchagin, 2001

Type-genus. *Globotruncanita* Reiss, 1957.

Chronostratigraphic range. Turonian–Maastrichtian.

Genera included. *Elevatotruncana* Korchagin, 2001; *Globotruncanita* Reiss, 1957; *Kassabiana* Salaj & Solakius, 1984; *Radotruncana* El-Naggar, 1971; *Sigalitruncana* Korchagin, 1982; *Turbotruncana* Korchagin, 1993.

Superfamily PLANOMALINOIDEA Bolli, Loeblich & Tappan, 1957

Type-family. Planomalinidae Bolli, Loeblich & Tappan, 1957.

Chronostratigraphic range. Middle Barremian–Maastichtian.

Families included. Eohastigerinellidae Loeblich & Tappan, 1984; Globigerinelloididae Longoria, 1974; Planomalinidae Bolli, Loeblich & Tappan, 1957; Schackoinidae Pokorný, 1958.

Family EOHASTIGERINELLIDAE Loeblich & Tappan, 1984

Type-genus. *Eohastigerinella* Morozova, 1957.

Chronostratigraphic range. Turonian–Santonian.

Genera included. *Eohastigerinella* Morozova, 1957; *Hastigerinoides* Brönnimann, 1952.

Family GLOBIGERINELLOIDIDAE Longoria, 1974

Type-genus. *Globigerinelloides* Cushman & ten Dam, 1948.

Chronostratigraphic range. Middle Barremian–Maastichtian.

Genera included. *Alanlordella* BouDagher-Fadel, 1995; *Allotheca* Ehrenberg, 1843; *Biglobigerinella* Lalicker, 1948; *Blowiella* Kretzchmar & Gorbachik, 1971, in Gorbachik (1971); *Claviblowiella* BouDagher-Fadel Banner & Whittaker, 1997; *Globigerinelloides* Cushman & ten Dam, 1948; *Pseudoschackoina* Verga & Premoli-Silva, 2005.

Family PLANOMALINIDAE Bolli, Loeblich & Tappan, 1957

Type-genus. *Planomalina* Loeblich & Tappan, 1946.

Chronostratigraphic range. Middle Aptian–Cenomanian.

Genera included. *Planomalina* Loeblich & Tappan, 1946; *Pseudoplanomalina* Moullade, Bellier & Tronchetti, 2002.

Genus-level taxa defined as evolutionary lineages (without type species). *Bannerina* Georgescu & Sawyer, 2013, in Georgescu *et al.* (2013).

Family SCHACKOINIDAE Pokorný, 1958

Type-genus. *Schackoina* Thalmann, 1932.

Chronostratigraphic range. Aptian–Maastichtian.

Genera included. *Leupoldina* Bolli, 1957; *Schackoina* Thalmann, 1932.

Genus-level taxa defined as evolutionary lineages (without type species). *Asymetria* Georgescu, 2012;

Groshenyia Georgescu, 2012; *Neoschackoina* Georgescu, 2012.

Superfamily ROTALIPOROIDEA Sigal, 1958

Type-family. Rotaliporidae Sigal, 1958.

Chronostratigraphic range. Albian–middle Turonian.

Families included. Rotaliporidae Sigal, 1958; Ticinellidae Longoria, 1974.

Family ROTALIPORIDAE Sigal, 1958

Type-genus. *Rotalipora* Brotzen, 1942.

Chronostratigraphic range. Middle Albian–middle Turonian.

Genera included. *Anaticinella* Eicher, 1973; *Pseudothalmanninella* Wonders, 1978; *Rotalipora* Brotzen, 1942; *Thalmanninella* Sigal, 1948.

Family TICINELLIDAE Longoria, 1974

Type-genus. *Ticinella* Reichel, 1950.

Chronostratigraphic range. Albian.

Genera included. *Biticinella* Sigal, 1956; *Claviticinella* El-Naggar, 1971; *Ticinella* Reichel, 1950.

Superfamily RUGOGLOBIGERINOIDEA Subbotina, 1959

Type-family. Rugoglobigerinidae Subbotina, 1959.

Chronostratigraphic range. Turonian–Maastichtian.

Families included. Helvetiellidae Longoria & Gamper, 1984; Rugoglobigerinidae Subbotina, 1959.

Family HELVETIELLIDAE Longoria & Gamper, 1984

Type-genus. *Helvetiella* Longoria & Gamper, 1984.

Chronostratigraphic range. Turonian–Maastichtian.

Genera included. *Archaeoglobigerina* Pessagno, 1967; *Bucherina* Brönnimann & Brown, 1956; *Gansserina* Robaszynski, Caron, González-Donoso, & Wonders, 1984; *Globocarinata* Korchagin, 1993; *Helvetiella* Longoria & Gamper, 1984; *Kuglerina* Brönnimann & Brown, 1956.

Genus-level taxa defined as evolutionary lineages (without type species). *Dorbignya* Georgescu, 2013b; *Gandolfia* Georgescu, 2012; *Edgarinella* Georgescu, 2013b.

Family RUGOGLOBIGERINIDAE Subbotina, 1959

Type-genus. *Rugoglobigerina* Brönnimann, 1952.

Chronostratigraphic range. Santonian–Maastrichtian.

Genera included. *Archaeoglobitruncana* Salaj & Maamouri, 1984; *Plummerita* Brönnimann, 1952; *Rugoglobigerina* Brönnimann, 1952; *Rugosocarinata* Korchagin, 1993; *Rugotruncana* Brönnimann & Brown, 1956; *Trinitella* Brönnimann, 1952.

Order GLOBIGERINIDA Lankester, 1885, emended

Type-superfamily. Globigerinoidea Carpenter, Parker & Jones, 1862.

Chronostratigraphic range. Danian–Recent.

Emended Diagnosis. Test trochospiral or planispiral, or mixed trochospiral-planispiral, trochospiral-streptospiral and trochospiral-triserial. Peripheral margin without carinae, or with one carinae or muricocarinae. Aperture bordered by a lip or protected by a porticus, a tooth or a bulla. Microperforate to macroperforate. Wall surface smooth, pitted, cancellate, pustulate, muricate or spinose. Wall hyaline calcitic.

Superfamilies included. Parvularugoglobigerinoidea Arenillas, Arz & Gilabert n. superfam.; Eoglobigerinoidea BouDagher-Fadel, 2012; Globigerinoidea Carpenter, Parker & Jones, 1862; Globorotalioidea Cushman, 1927; Globanomalinoidea Loeblich & Tappan, 1984; Hantkeninoidea Cushman, 1927; Truncorotaloidinoidea BouDagher-Fadel, 2012.

Superfamily PARVULARUGOGLOBIGERINOIDEA Arenillas, Arz & Gilabert n. superfam.

Type-family. Parvularugoglobigerinidae Arenillas, Arz & Gilabert n. fam.

Derivatio nominis. As for the family Parvularugoglobigerinidae Arenillas, Arz & Gilabert n. fam.

Chronostratigraphic range. Lowermost Danian.

Diagnosis. Test trochospiral, or mixed trochospiral-triserial. Microperforate to finely perforate. Wall surface smooth.

Families included. Parvularugoglobigerinidae Arenillas, Arz & Gilabert n. fam.

Family PARVULARUGLOBIGERINIDAE Arenillas, Arz & Gilabert n. fam.

Type-genus. *Parvularugoglobigerina* Hofker, 1978.

Derivatio nominis. As for the genus *Parvularugoglobigerina* Hofker, 1978.

Chronostratigraphic range. Lowermost Danian.

Diagnosis. See superfamily Parvularugoglobigerinoidea Arenillas, Arz & Gilabert n. superfam.

Genera included. *Pseudocaucasina* Arenillas & Arz, 2016 in Arenillas & Arz (2017); *Palaeoglobigerina* Arenillas, Arz & Nález, 2007; *Parvularugoglobigerina* Hofker, 1978.

Superfamily EOGLOBIGERINOIDEA BouDagher-Fadel, 2012

Type-family. Eoglobigerinidae Blow, 1979.

Chronostratigraphic range. Danian–Recent.

Families included. Eoglobigerinidae Blow, 1979; Globoquadrinidae Blow, 1979; Neoacarininidae BouDagher-Fadel, 2012; Porticulasphaeridae Banner, 1982.

Family EOGLOBIGERINIDAE Blow, 1979

Type-genus. *Eoglobigerina* Morozova, 1959.

Chronostratigraphic range. Danian–Langhian.

Genera included. *Alicantina* Soldan, Petrizzo & Premoli-Silva, 2018; *Eoclavatorella* Cremades-Campos, 1980; *Eoglobigerina* Morozova, 1959; *Parasubbotina* Olsson, Hemleben, Berggren & Liu, 1992; *Pseudoglobigerinella* Olsson & Pearson, 2006, in Olsson et al. (2006b); *Subbotina* Brotzen & Pożaryska, 1961; *Turbeogloborotalia* BouDagher-Fadel, 2012.

Family GLOBOQUADRINIDAE Blow, 1979

Type-genus. *Globoquadrina* Finlay, 1947.

Chronostratigraphic range. Upper Ypresian–Recent.

Genera included. *Dentoglobigerina* Blow, 1979; *Globoquadrina* Finlay, 1947.

Family NEOACARININIDAE BouDagher-Fadel, 2012

Type-genus. *Neoacarinina* Thompson, 1973.

Chronostratigraphic range. Pleistocene.

Genera included. *Neoacarinina* Thompson, 1973.

Family PORTICULASPHAERIDAE Banner, 1982

Type-genus. *Porticulasphaera* Bolli, Loeblich & Tappan, 1957.

Chronostratigraphic range. Middle Ypresian–Priabonian.

Genera included. *Globigerinatheka* Brönnimann, 1952; *Guembelitrionides* El-Naggar, 1971; *Inordinatosphaera* Mohan & Soodan, 1967; *Orbulinoides* Cordey, 1968; *Porticulasphaera* Bolli, Loeblich & Tappan, 1957.

Superfamily GLOBIGERINOIDEA Carpenter, Parker & Jones, 1862

Type-family. Globigerinidae Carpenter, Parker & Jones, 1862.

Chronostratigraphic range. Lower Ypresian–Recent.

Families included. Globigerinidae Carpenter, Parker & Jones, 1862; Globigerinellidae BouDagher-Fadel, 2012; Hastigerinidae Bolli, Loeblich & Tappan, 1957; Orbulinidae Schultze, 1854; Sphaeroidinellidae Banner & Blow, 1959; Turborotalitidae Hofker, 1976.

Family GLOBIGERINIDAE Carpenter, Parker & Jones, 1862

Type-genus. *Globigerina* d'Orbigny, 1826, in Parker *et al.* (1865).

Chronostratigraphic range. Lower Ypresian–Recent.

Genera included. *Alloglobigerinoides* Huang, 1986; *Ciperoella* Olsson & Hemleben, 2018, in Olsson *et al.* (2018); *Globigerina* d'Orbigny, 1826, in Parker *et al.* (1865); *Globicuniculus* Saito & Thompson, 1976, in Saito *et al.* (1976); *Globigerinoides* Cushman, 1927; *Globigerinoidesella* El-Naggar, 1971; *Globoturborotalita* Hofker, 1976; *Trilobigerina* Popescu, 1987 (= *Trilobatus* Spezzaferri, Kucera, Pearson, Wade, Rappo, Poole, Morard & Stalder, 2015); *Zeaglobigerina* Kennett & Srinivasan, 1983.

Family GLOBIGERINELLIDAE BouDagher-Fadel, 2012

Type-genus. *Globigerinella* Cushman, 1927.

Chronostratigraphic range. Lower Rupelian–Recent.

Genera included. *Beella* Banner & Blow, 1960; *Bolliella* Banner & Blow, 1959; *Globigerinella* Cushman, 1927; *Orcadia* Boltovskoy & Watanabe, 1982; *Protentella* Lipps, 1964; *Quiltyella* Coxall & Spezzaferri, 2018, in Spezzaferri *et al.* (2018).

Family HASTIGERINIDAE Bolli, Loeblich & Tappan, 1957

Type-genus. *Hastigerina* Thomson, 1876.

Chronostratigraphic range. Middle Tortonian–Recent.

Genera included. *Hastigerina* Thomson, 1876; *Hastigerinella* Cushman, 1927; *Hastigerinopsis* Saito & Thompson, 1976, in Saito *et al.* (1976).

Family ORBULINIDAE Schultze, 1854

Type-genus. *Orbulina* d'Orbigny, 1839.

Chronostratigraphic range. Middle Burdigalian–Recent.

Genera included. *Biorbulina* Blow, 1956; *Candorbulina* Jedlitschka, 1934; *Orbulina* d'Orbigny, 1839; *Praeorbulina* Olsson, 1964.

Family SPHAEROIDINELLIDAE Banner & Blow, 1959

Type-genus. *Sphaeroidinella* Cushman, 1927.

Chronostratigraphic range. Upper Aquitanian–Recent.

Genera included. *Prosphaeroidinella* Ujié, 1976; *Sphaeroidinella* Cushman, 1927; *Sphaeroidinellopsis* Banner & Blow, 1959.

Family TURBOROTALITIDAE Hofker, 1976

Type-genus. *Turborotalita* Blow & Banner, 1962.

Chronostratigraphic range. Middle Lutecian–Recent.

Genera included. *Berggrenia* Parker, 1976; *Turborotalita* Blow & Banner, 1962.

Superfamily GLOBOROTALIOIDEA Cushman, 1927

Type-family. Globorotaliidae Cushman, 1927.

Chronostratigraphic range. Ypresian–Recent.

Families included. Catapsydracidae Bolli, Loeblich & Tappan, 1957; Globorotaloididae Banner & Blow, 1959; Globorotaliidae Cushman, 1927; Pulleniatinidae Cushman, 1927.

Family CATAPSYDRACIDAE Bolli, Loeblich & Tappan, 1957

Type-genus. *Catapsydrax* Bolli, Loeblich & Tappan, 1957.

Chronostratigraphic range. Lower Ypresian–Bartonian.

Genera included. *Catapsydrax* Bolli, Loeblich & Tappan, 1957; *Globigerinopsoides* Cita & Mazzola, 1970; *Globigerinoita* Brönnimann, 1952; *Velapertina* Popescu, 1969.

Family GLOBOROTALOIDIDAE Banner & Blow, 1959

Type-genus. *Globorotaloides* Bolli, 1957.

Chronostratigraphic range. Ypresian–Recent.

Genera included. *Clavatorella* Blow, 1965; *Globorotaloides* Bolli, 1957; *Protentelloides* Zhang & Scott, 1995.

Family GLOBOROTALIIDAE Cushman, 1927

Type-genus. *Globorotalia* Cushman, 1927.

Chronostratigraphic range. Lower Ypresian–Recent.

Genera included. *Dentigloborotalia* Brummer, 1988; *Fohsella* Bandy, 1972; *Globoconella* Bandy, 1975; *Globorotalia* Cushman, 1927; *Hirsutella* Bandy, 1972; *Jenkinsella* Kennett & Srinivasan, 1983; *Menardella* Bandy, 1972; *Neogloboquadrina* Bandy, Frerichs

& Vincent, 1967; *Paragloborotalia* Cifelli, 1982; *Truncorotalia* Cushman & Bermúdez, 1949.

Family PULLENIATINIDAE Cushman, 1927

Type-genus. *Pulleniatina* Cushman, 1927.

Chronostratigraphic range. Messinian–Recent.

Genera included. *Pulleniatina* Cushman, 1927.

Superfamily GLOBANOMALINIDOIDEA Loeblich & Tappan, 1984

Type-family. Globanomalinidae Loeblich & Tappan, 1984.

Chronostratigraphic range. lower Danian–Rupelian.

Families included. Globanomalinidae Loeblich & Tappan, 1984.

Family GLOBANOMALINIDAE Loeblich & Tappan, 1984

Type-genus. *Globanomalina* Haque, 1956.

Chronostratigraphic range. Lower Danian–Rupelian.

Genera included. *Carinoturborotalia* BouDagher-Fadel, 2012; *Globanomalina* Haque, 1956; *Luterbacheria* Canudo, 1994; *Planoglobanomalina* Olsson & Hemleben, 2006; *Turborotalia* Cushman & Bermúdez, 1949.

Superfamily HANTKENINOIDEA Cushman, 1927

Type-family. Hantkeninidae Cushman, 1927.

Chronostratigraphic range. Lower Ypresian–middle Rupelian.

Families included. Pseudohastigerinidae Canudo, 1990; Hantkeninidae Cushman, 1927.

Family PSEUDOHASTIGERINIDAE Canudo, 1990

Type-genus. *Pseudohastigerina* Banner & Blow, 1959.

Chronostratigraphic range. Lower Ypresian–middle Rupelian.

Genera included. *Pseudohastigerina* Banner & Blow, 1959.

Family HANTKENINIDAE Cushman, 1927

Type-genus. *Hantkenina* Cushman, 1924.

Chronostratigraphic range. Middle Ypresian–Priabonian.

Genera included. *Applinella* Thalmann, 1942; *Aragonella* Thalmann, 1942; *Clavigerinella* Bolli, Loeblich

& Tappan, 1957; *Cribrohantkenina* Thalmann, 1942; *Hantkenina* Cushman, 1924.

Superfamily TRUNCOROTALOIDINOIDEA BouDagher-Fadel, 2012

Type-family. Truncorotaloididae Loeblich & Tappan, 1961.

Chronostratigraphic range. Lower Danian–lower Rupelian.

Families included. Globigerapsidae Blow, 1979; Planorotalitidae BouDagher-Fadel, 2012; Truncorotaloididae Loeblich & Tappan, 1961.

Family GLOBIGERAPSIDAE Blow, 1979

Type-genus. *Globigerapsis* Bolli, Loeblich & Tappan, 1957.

Chronostratigraphic range. Upper Selandian–upper Priabonian.

Genera included. *Globigerapsis* Bolli, Loeblich & Tappan, 1957; *Muricoglobigerina* Blow, 1979.

Family PLANOROTALITIDAE BouDagher-Fadel, 2012

Type-genus. *Planorotalites* Morozova, 1957.

Chronostratigraphic range. Lower Ypresian–middle Bartonian.

Genera included. *Astrorotalia* Turnovsky, 1958; *Planorotalites* Morozova, 1957.

Family TRUNCOROTALOIDIDAE Loeblich & Tappan, 1961.

Type-genus. *Truncorotaloides* Brönnimann & Bermúdez, 1953.

Chronostratigraphic range. Lower Danian–lower Rupelian.

Genera included. *Acarinina* Subbotina, 1953; *Igorina* Davidzon, 1976; *Morozovella* McGowran, 1964; *Morozovelloides* Pearson & Berggren, 2006; *Pearsonites* Soldan, Petrizzo & Premoli-Silva, 2014; *Praemurica* Olsson, Hemleben, Berggren & Liu, 1992; *Pseudogloboquadrina* Jenkins, 1966; *Testacarinata* Jenkins, 1971; *Truncorotaloides* Brönnimann & Bermúdez, 1953.

Order HETEROHELICIDA Fursenko, 1958, emended

Type-superfamily. Heterohelicoidea Cushman, 1927.

Chronostratigraphic range. Upper Albian–Maastrichtian.

Emended Diagnosis. Test biserial, or mixed planispiral-biserial, biserial-multiserial and biserial-uniserial.

Microperforate to macroperforate. Wall surface smooth, pore-mounded, striate or costate. Wall hyaline calcitic.

Superfamilies included. Heterohelicoidea Cushman, 1927.

Superfamily HETEROHELICOIDEA Cushman, 1927

Type-family. Heterohelicidae Cushman, 1927.

Chronostratigraphic range. Upper Albian–Maastrichtian.

Families included. Gublerinidae Aliyulla, 1977; Heterohelicidae Cushman, 1927; Pseudotextulariidae Maamouri & Salaj, 1978; Pseudoguembelinidae Aliyulla, 1977; Spiroplectidae Cushman, 1911; Ventilabrellidae Maamouri & Salaj, 1978.

Family GUBLERINIDAE Aliyulla, 1977

Type-genus. *Gublerina* Kikoïne, 1948.

Chronostratigraphic range. Lower Campanian–Maastrichtian.

Genera included. *Gublerina* Kikoïne, 1948; *Lipsonia* Georgescu & Abramovich, 2008a; *Praegublerina* Georgescu, Saupe & Huber, 2008.

Family HETEROHELICIDAE Cushman, 1927

Type-genus. *Heterohelix* Ehrenberg, 1843.

Chronostratigraphic range. Upper Albian–Maastrichtian.

Genera included. *Braunella* Georgescu, 2007a; *Bronnimannella* Montanaro-Gallitelli, 1956; *Globoheterohelix* Georgescu & Huber, 2009; *Fleisherites* Georgescu, 2009c; *Hartella* Georgescu & Abramovich, 2009a; *Heterohelix* Ehrenberg, 1843; *Huberella* Georgescu, 2007b; *Laeviheterohelix* Nederbragt, 1991; *Lunatriella* Eicher & Worstell, 1970a; *Planoheterohelix* Georgescu & Huber, 2009; *Protoheterohelix* Georgescu & Huber, 2009; *Pseudoplanoglobulina* Aliyulla, 1977; *Steineckia* Georgescu, 2009c; *Striataella* Aliyulla, 1977; *Texasina* Georgescu, 2010a.

Genus-level taxa defined as evolutionary lineages (without type species). *Ehrenbergites* Georgescu, 2013b; *Lazarusina* Georgescu, 2013b; *Magellanina* Georgescu, 2014a; *Mihaia* Georgescu, 2013, in Georgescu *et al.* (2013); *Nederbragtina* Georgescu, 2014a.

Problematic taxa (other benthic origins). *Bifarina* Parker & Jones, 1872 (?family Gublerinidae); *Rectoguembelina* Cushman, 1932 (?family Gublerinidae); *Zeauvigerina* Finlay, 1939 (?family Eouvigerinidae Cushman, 1927, or family Loxostomatidae Loeblich & Tappan, 1962).

Family PSEUDOTEXTULARIIDAE Maamouri & Salaj, 1978.

Type-genus: *Heterohelix* Ehrenberg, 1843.

Chronostratigraphic range. Coniacian–Maastrichtian.

Genera included. *Planoglobulina* Cushman, 1927; *Pseudotextularia* Rzehak, 1891; *Racemiguembelina* Montanaro-Gallitelli, 1957.

Family PSEUDOGUEMBELINIDAE Aliyulla, 1977

Type-genus. *Pseudoguembelina* Brönnimann & Brown, 1953.

Chronostratigraphic range. Lower Santonian–Maastrichtian.

Genera included. *Leptobimodalina* Georgescu, 2014a; *Pseudoguembelina* Brönnimann & Brown, 1953.

Genus-level taxa defined as evolutionary lineages (without type species). *Eicheriella* Georgescu, 2014b.

Family SPIROPLECTIDAE Cushman, 1911

Type-genus. *Spiroplecta* Ehrenberg, 1844.

Chronostratigraphic range. Lower Santonian–Maastrichtian.

Genera included. *Hendersonites* Georgescu & Abramovich, 2009b (new name for *Hendersonia* Georgescu & Abramovich, 2008b); *Paraspiroplecta* Georgescu & Abramovich, 2008b; *Spiroplecta* Ehrenberg, 1844.

Genus-level taxa defined as evolutionary lineages (without type species). *Neohendersonites* Georgescu, 2014c.

Family VENTILABRELLIDAE Maamouri & Salaj, 1978

Type-genus. *Ventilabrella* Cushman, 1928.

Chronostratigraphic range. Santonian–Maastrichtian.

Genera included. *Planulitella* Georgescu, 2010a; *Proliferania* Georgescu, 2010a; *Sigalia* Reiss, 1957; *Ventilabrella* Cushman, 1928.

Order GUEMBELITRIIDA Arenillas, Arz & Gilabert n. ord.

Type-superfamily. Guembelitrioidea Montanaro-Gallitelli, 1957.

Derivatio nominis. As for the superfamily Guembelitrioidea Montanaro-Gallitelli, 1957.

Chronostratigraphic range. Santonian–Serravallian.

Diagnosis. Test triserial, biserial, or trochospiral, or mixed triserial-biserial, triserial-trochospiral, or biserial-

streptospiral. Microperforate to finely perforate. Wall surface smooth, pore-mounded, rugose, hispid or pustulate. Wall hyaline calcitic.

Superfamilies included. Cassigerinelloidea Bolli, Loeblich & Tappan, 1957; Guembeltrioidea Montanaro-Gallitelli, 1957; Chiloguembelinoidea Reiss, 1963; Globoconusoidea BouDagher-Fadel, 2012.

Superfamily CASSIGERINELLOIDEA Bolli, Loeblich & Tappan, 1957

Type-family. Cassigerinellidae Bolli, Loeblich & Tappan, 1957.

Chronostratigraphic range. Bartonian–Serravallian.

Families included. Cassigerinellidae Bolli, Loeblich & Tappan, 1957.

Family CASSIGERINELLIDAE Bolli, Loeblich & Tappan, 1957

Type-genus. *Cassigerinella* Pokorný, 1955.

Chronostratigraphic range. Middle Bartonian–Serravallian.

Genera included. *Cassigerinella* Pokorný, 1955; *Riveroinella* Bermúdez & Seiglie, 1967.

Superfamily GUEMBELITRIOIDEA Montanaro-Gallitelli, 1957

Type-family. Guembeltriidae Montanaro-Gallitelli, 1957.

Chronostratigraphic range. Santonian–lower Bartonian.

Families included. Guembeltriidae Montanaro-Gallitelli, 1957.

Family GUEMBELITRIIDAE Montanaro-Gallitelli, 1957

Type-genus. *Guembeltria* Cushman, 1933.

Chronostratigraphic range. Santonian–lower Bartonian.

Genera included. *Cassigerinelloita* Stolk, 1965; *Guembeltria* Cushman, 1933; *Chiloguembeltria* Hofker, 1978; *Jenkinsina* Haynes, 1981.

Problematic taxa (other benthic origins). *Archaeoguembeltria* Georgescu, 2009a (family Praeplanctonidae Georgescu, 2009a); *Gallitellia* Loeblich & Tappan, 1986 (?family Stainforthiidae Reiss, 1963, or family Virgulinelidae Loeblich & Tappan, 1984); *Guembeltriella* Tappan, 1940 (?family Turriliniidae Cushman, 1927).

Superfamily CHILOGUEMBELINOIDEA Reiss, 1963

Type-family. Chiloguembelinidae Reiss, 1963.

Chronostratigraphic range. Lowermost Danian–lower Rupelian.

Families included. Chiloguembelinidae Reiss, 1963.

Family CHILOGUEMBELINIDAE Loeblich & Tappan, 1956

Type-genus. *Chiloguembelina* Loeblich & Tappan, 1956.

Chronostratigraphic range. Lowermost Danian–lower Rupelian.

Genera included. *Chiloguembelina* Loeblich & Tappan, 1956; *Woodringina* Loeblich & Tappan, 1957.

Problematic taxa (other benthic origins). *Streptochilus* Brönnimann & Resig, 1971 (family Boliviniidae Glaessner, 1937).

Superfamily GLOBOCONUSOIDEA BouDagher-Fadel, 2012

Type-family. Globoconusidae BouDagher-Fadel, 2012.

Chronostratigraphic range. Lowermost–upper Danian.

Families included. Globoconusidae BouDagher-Fadel, 2012.

Family GLOBOCONUSIDAE BouDagher-Fadel, 2012

Type-genus. *Globoconusa* Khalilov, 1956.

Chronostratigraphic range. Lowermost–upper Danian.

Genera included. *Globoconusa* Khalilov, 1956; *Trochoguembeltria* Arenillas, Arz & Nájuez, 2012. Order ? (unnamed)

Chronostratigraphic range. (middle Lutecian?) upper Bartonian–Recent.

Diagnosis. See Superfamily Globigerinitoidea BouDagher-Fadel, 2012, emended.

Superfamily GLOBIGERINITOIDEA BouDagher-Fadel, 2012, emended

Type-family. Globigerinitidae Bermúdez, 1961.

Chronostratigraphic range. (middle Lutecian?) upper Bartonian–Recent.

Emended Diagnosis. Tests trochospiral, or mixed triserial-trochospiral. Microperforate to finely perforate. Wall surface smooth, finely pustulate. Wall hyaline calcitic.

Families included. Candeinidae Cushman, 1927; Globigerinatellidae BouDagher-Fadel, 2012; Globigerinitidae Bermúdez, 1961; Tenuitellidae BouDagher-Fadel, 2012; Family ? (unnamed).

Family CANDEINIDAE Cushman, 1927

Type-genus. *Candeina* d'Orbigny, 1839.

Chronostratigraphic range. Tortonian–Recent.

Genera included. *Candeina* d'Orbigny, 1839.

Family GLOBIGERINATELLIDAE BouDagher-Fadel, 2012

Type-genus. *Globigerinatella* Cushman & Stainforth, 1945.

Chronostratigraphic range. Upper Burdigalian–lower Langhian.

Genera included. *Globigerinatella* Cushman & Stainforth, 1945.

Family GLOBIGERINITIDAE Bermúdez, 1961

Type-genus. *Globigerinita* Brönnimann, 1951.

Chronostratigraphic range. Chattian–Recent.

Genera included. *Globigerinita* Brönnimann, 1951; *Mutabella* Pearson, Norris & Empson 2001; *Polyperibola* Liska, 1980; *Tinophodella* Loeblich & Tappan, 1957.

Family TENUITELLIDAE BouDagher-Fadel, 2012

Type-genus. *Tenuitella* Fleisher, 1974.

Chronostratigraphic range. Upper Bartonian–Recent.

Genera included. *Praetenuitella* Li, 1987; *Tenuitella* Fleisher, 1974; *Tenuitellinata* Li, 1987; *Tenuitellita* Li, 1987.

Family ? (unnamed)

Genera included. *Dipsidripella* Brotea, 1995.

Chronostratigraphic range. Middle Lutecian–lower Rupelian.

Problematic taxa (other benthic origins). *Antarcticella* Loeblich & Tappan, 1987 (?family Rotaliidae Ehrenberg, 1839.

Supplementary information. Supplementary material of this manuscript is available at the Spanish Journal of Palaeontology web-site (<https://sepaleontologia.es/spanish-journal-palaeontology/>) linked to the corresponding contribution. Supplementary Text S1: Clarification on the date of Loeblich & Tappan (1987); Supplementary Text S2: Taxonomic notes on the order Globotruncanida; Supplementary Text S3: Taxonomic notes on the order Heterohelicida; Supplementary Text S4: Taxonomic notes on the order Guembelitrída; Supplementary Text S5: Taxonomic notes on the order Globigerinida; Supplementary Text S6: Taxonomic notes on the superfamily Globigerinitoidea; Supplementary Text S7: Higher-rank classification of planktic foraminifera.

Author contributions. IA, JAA and VG conceived the study, analysed the data, and wrote the manuscript.

Competing Interest. We declare no competing interests

Funding. This work was supported by MCIU/AEI/FEDER, UE (grant number PGC2018-093890-B-I00), and by the Aragonian Government/FEDER, UE (grant number DGA groups E33_17R and E33_20R).

Author details. Ignacio Arenillas, José Antonio Arz & Vicente Gilabert. Departamento de Ciencias de la Tierra, and Instituto Universitario de Investigación en Ciencias Ambientales de Aragón, Universidad de Zaragoza, E-50009 Zaragoza, Spain; ias@unizar.es, josearz@unizar.es, vgilabert@unizar.es

Acknowledgements. We thank the Chief Editor, Carlos Martínez-Pérez, Associated Editors, Samuel Zamora and Sonia Ros-Franch, and the two reviewers, Juan Usera and an anonymous reviewer, for thoughtful and constructive reviews which improved the manuscript. This work was supported by the Ministerio de Ciencia, Innovación y Universidades (MCIU) / Agencia Estatal de Investigación (AEI) / Fondo Europeo de Desarrollo Regional (FEDER) (grant PGC2018-093890-B-I00), and by the Aragonese Government / FEDER (grant DGA group E33_20R). V. Gilabert is supported by the Spanish Ministry of Economy and Competitiveness (MINECO) (FPI grant BES-2016-077800). The authors would like to acknowledge the use of the Servicio General de Apoyo a la Investigación-SAI, Universidad de Zaragoza.

REFERENCES

- Abramovich, S., Yovel-Corem, S., Almogi-Labin, A., & Benjamini, C. (2010). Global climate change and planktic foraminiferal response in the Maastrichtian. *Paleoceanography*, 25(2), PA2201. doi: [10.1029/2009PA001843](https://doi.org/10.1029/2009PA001843)
- Aliyulla, Kh. (1977). Verkhniy Mel i rozvitie foraminifer Malogo Kavkaza (Azerbaydzhan) [Upper Cretaceous and development of Foraminifera of the Lesser Caucasus (Azerbaydzhan)]. *Akademiya Nauk Azerbaydzhanskoy SSR, Institut Geologii Imeni Akademika I. M. Gubkina, Elm-Baku*.
- Alve, A. (1999). Colonization of new habitats by benthic foraminifera: a review. *Earth-Science Reviews*, 46, 167–185. doi: [10.1016/S0012-8252\(99\)00016-1](https://doi.org/10.1016/S0012-8252(99)00016-1)
- Apellániz, E., Orue-Etxebarria, X., & Luterbacher, H. P. (2002). Evolution of the early Paleocene planktonic foraminifera: A Basque point of view. *Neues Jahrbuch für Geologie and Paläontologie, Abhandlungen*, 225(2), 157–194. doi: [10.1127/njgpa/225/2002/157](https://doi.org/10.1127/njgpa/225/2002/157)
- Arenillas, I., & Arz, J. A. (2000). *Parvularugoglobigerina eugubina* type-sample at Ceselli (Italy): planktic foraminiferal assemblage and lowermost Danian biostratigraphic implications. *Rivista Italiana di Paleontologia e Stratigrafia*, 106(3), 379–390. doi: [10.13130/2039-4942/6152](https://doi.org/10.13130/2039-4942/6152)
- Arenillas, I., & Arz, J. A. (2013a). Origin and evolution of the planktic foraminiferal Family Eoglobigerinidae Blow (1979) in the early Danian (Paleocene). *Revista Mexicana de Ciencias Geológicas*, 30(1), 159–177.
- Arenillas, I., & Arz, J. A. (2013b). New evidence on the origin of nonspinose pitted-cancellate species of the early Danian planktonic foraminifera. *Geologica Carpathica*, 64(3), 237–251. doi: [10.2478/geoca-2013-0016](https://doi.org/10.2478/geoca-2013-0016)

- Arenillas, I., & Arz, J. A. (2017). Benthic origin and earliest evolution of the first planktonic foraminifera after the Cretaceous/Paleogene boundary mass extinction. *Historical Biology*, 29(1), 17–24. doi: [10.1080/08912963.2015.1119133](https://doi.org/10.1080/08912963.2015.1119133)
- Arenillas, I., Arz, J. A., & Nájuez, C. (2007). Morfología, Biometría y Taxonomía de foraminíferos planctónicos del Daniense basal: *Palaeoglobigerina* n. gen. *Revista Española de Paleontología*, 22(1), 21–62.
- Arenillas, I., Arz, J. A., & Nájuez, C. (2012). Smooth and rugose wall textures in earliest Danian trochospiral planktic foraminifera from Tunisia. *Neues Jahrbuch für Geologie und Paläontologie, Abhandlungen*, 266(2), 123–142. doi: [10.1127/0077-7749/2012/0274](https://doi.org/10.1127/0077-7749/2012/0274)
- Arenillas, I., Arz, J. A., & Nájuez, C. (2016). New species of genus *Trochoguembelitra* from the lowermost Danian of Tunisia - biostratigraphic and evolutionary implications in planktonic foraminifera. *Palaeontographica Abteilung A*, 305(4–6), 133–160. doi: [10.1127/pala/305/2016/135](https://doi.org/10.1127/pala/305/2016/135)
- Arenillas, I., Arz, J. A., & Gilabert, V. (2017). Revalidation of the genus *Chiloguembelitra* Hofker: implications for the evolution of early Danian planktonic foraminifera. *Journal of African Earth Sciences*, 134, 435–456. doi: [10.1016/j.jafrearsci.2017.07.01](https://doi.org/10.1016/j.jafrearsci.2017.07.01)
- Arenillas, I., Arz, J. A., & Gilabert, V. (2018). Blooms of aberrant planktic foraminifera across the KPB in the Western Tethys: causes and evolutionary implications. *Paleobiology*, 44(3), 460–489. doi: [10.1017/pab.2018.16](https://doi.org/10.1017/pab.2018.16)
- Aurahs, R., Göker, M., Grimm, G., Hemleben, V., Hemleben, Ch., Schiebel, R., & Kučera, M. (2009). Using the multiple analysis approach to reconstruct phylogenetic relationships among planktonic foraminifera from highly divergent and length-polymorphic SSU rDNA sequences. *Bioinformatics and Biology Insights*, 2003(3), 155–177. doi: [10.4137/BBI.S3334](https://doi.org/10.4137/BBI.S3334)
- Aze, T., Ezard, T. H. G., Purvis, A., Coxall, H., Stewart, D., Wade, B., & Pearson, P. (2011). A phylogeny of Cenozoic macroperforate planktonic foraminifera from fossil data. *Biological Reviews*, 86(4), 900–927. doi: [10.1111/j.1469-185X.2011.00178](https://doi.org/10.1111/j.1469-185X.2011.00178)
- Bandy, O. L. (1967). Cretaceous planktonic foraminiferal zonation. *Micropaleontology*, 13(1), 1–31.
- Bandy, O. L. (1972). Origin and development of *Globorotalia (Turborotalia) pachyderma* (Ehrenberg). *Micropaleontology*, 18(3), 294–318.
- Bandy, O. L. (1975). Messinian evaporite deposition and the Miocene/Pliocene boundary, Pasquasia-Capodarso Sections in Sicily. In T. Saito, & L. H. Burckel (Eds.), *Late Neogene Epoch Boundaries*. American Museum of Natural History, Micropaleontology Press, 1, 49–63.
- Bandy, O. L., Frerichs, W. E., & Vincent, E. (1967). Origin, development, and geologic significance of *Neogloboquadrina* Bandy, Frerichs, and Vincent, gen. nov. *Contributions from the Cushman Foundation for Foraminiferal Research*, 18, 152–157.
- Banner, F. T. (1982). A classification and introduction to the Globigerinacea. In F. T. Banner, & A. R. Lord (Eds.), *Aspects of Micropalaeontology* (pp. 141–239). George Allen & Unwin.
- Banner, F. T., & Blow, W. H. (1959). The classification and stratigraphical distribution of the Globigerinaceae. *Palaeontology*, 1(2), 1–27.
- Banner, F. T., & Blow, W. H. (1960). The taxonomy, morphology and affinities of the genera included in the subfamily Hastigerininae. *Micropaleontology*, 6(1), 19–31.
- Banner, F. T., & Blow, W. H. (1965). Progress in the planktonic foraminiferal biostratigraphy of the Neogene. *Nature*, 208, 1164–1166. doi: [10.1038/2081164a0](https://doi.org/10.1038/2081164a0)
- Banner, F. T., & Desai, D. (1988). A review and revision of the Jurassic—early Cretaceous Globigerinina, with especial reference to the Aptian assemblages of Speeton (North Yorkshire, England). *Journal of Micropalaeontology*, 7, 143–185. doi: [10.1144/jm.7.2.143](https://doi.org/10.1144/jm.7.2.143)
- Banner, F. T., & Strank, A. R. E. (1987). On *Wondersella athersuchi*, a new stratigraphically significant hedbergellid foraminifer from the Cretaceous Shuaiba Formation in the Middle East. *Journal of Micropalaeontology*, 6(1), 39–48. doi: [10.1144/jm.6.1.39](https://doi.org/10.1144/jm.6.1.39)
- Banner, E. T., Pereira, C. P. G., & Desai, D. (1985). “Tretomphaloid” float chambers in the Discorbidae and Cymbaloporidae. *Journal of Foraminiferal Research*, 15(3), 159–174. doi: [10.2113/gsjfr.15.3.159](https://doi.org/10.2113/gsjfr.15.3.159)
- Berggren, W. A. (1962). Stratigraphic and taxonomic-phylogenetic studies of upper Cretaceous and Paleogene planktonic foraminifera. *Stockholm Contributions in Geology*, 9, 107–130.
- Berggren, W. A. (1977). Atlas of Paleogene Planktonic Foraminifera. Some species of the genera *Subbotina*, *Planorotalites*, *Morozovella*, *Acarinina* and *Truncorotaloides*. In A. T. S. Ramsay (Ed.), *Oceanic Micropaleontology* (vol. 1, pp. 205–300). Academic Press.
- Berggren, W. A., & Norris, R. D. (1997). Biostratigraphy, phylogeny and systematics of Paleocene trochospiral planktic foraminifera. *Micropaleontology*, 43(1), 1–116.
- Bermúdez, P. J. (1952). Estudio sistemático de los foraminíferos rotaliformes. *Boletín de Geología, Venezuela*, 2(4), 1–230.
- Bermúdez, P. J. (1961). Contribución al estudio de las Globigerinidea de la región Caribe-Antillana (Paleoceno-Reciente). *Memoria del III Congreso Geológico Venezolano, Caracas, Boletín de Geología, Publicación Especial*, 3, 1119–1393.
- Bermúdez, P. J., & Seiglie, G. A. (1967). A new genus and species of foraminifer from the early Miocene of Puerto Rico. *Tulane Studies in Geology and Paleontology*, 5(3), 177–179.
- Bernhard, J. M., Sen-Gupta, B. K., & Borne, P. F. (1997). Benthic foraminiferal proxy to estimate dysoxic bottom-water oxygen concentration: Santa Barbara Basin, U.S. Pacific continental margin. *Journal of Foraminiferal Research*, 27(4), 301–310. doi: [10.2113/gsjfr.27.4.301](https://doi.org/10.2113/gsjfr.27.4.301)
- Bignot, G., & Guyader, J. (1971). Observations nouvelles sur *Globigerina oxfordiana* Grigelis. In A. Farinacci (Ed.), *Proceedings of the Second Planktonic Conference, Roma, 1970*, 1, 79–81.
- Blow, W. H. (1956). Origin and evolution of the foraminiferal genus *Orbulina*. *Micropaleontology*, 2(1), 57–70.
- Blow, W. H. (1965). *Clavatorella*, a new genus of the Globorotaliidae. *Micropaleontology*, 11(3), 365–368.
- Blow, W. H. (1979). *The Cainozoic Globigerinidae. A study of the morphology, taxonomy, evolutionary relationship and the stratigraphical distribution of some Globigerinidae (mainly Globigerinacea)*. E. J. Brill.
- Blow, W. H., & Banner, F. T. (1962). The Mid-Tertiary (Upper Eocene to Aquitanian) Globigerinaceae. In F. E. Eames, F. T. Banner, W. H. Blow, & W. J. Clarke (Eds.), *Fundamentals of mid-Tertiary stratigraphical correlation* (pp. 61–151). Cambridge University Press.
- Boersma, A. (1984). Campanian through Paleocene paleotemperature and carbon isotope sequence and

- the Cretaceous-Tertiary boundary in the Atlantic Ocean. In W. A. Berggren, and J. A. van Couvering (Eds.), *Catastrophes and Earth History* (pp. 247–278). Princeton University Press.
- Boersma, A., Shackleton, N. J., Hall, M., & Given, Q. (1979). Carbon and Oxygen Isotope Variations at DSDP Site 384 (North Atlantic) and Some Paleotemperatures and Carbon Isotope Variations in the Atlantic Ocean. In B. E. Tycholke, P. R. Vogt *et al.* (Eds.), *Initial Reports of the Deep Sea Drilling Project* (pp. 695–717). U.S. Government Printing Office, 43.
- Bolli, H. M. (1957). Planktonic Foraminifera from the Oligocene-Miocene Ciperó and Lengua Formations of Trinidad, B.W.I. *United States National Museum Bulletin*, 215, 97–123.
- Bolli, H. M., & Saunders, J. B. (1985). *Oligocene to Holocene low latitude planktic foraminifera*. In: H. M. Bolli, J. B. Saunders, & K. Perch-Nielsen (Eds.), *Plankton Stratigraphy* (pp. 155–262). Cambridge University Press.
- Bolli, H. M., Loeblich, Jr., A. R., & Tappan, H. (1957). Planktonic foraminiferal families Hantkeninidae, Orbulinidae, Globorotaliidae, and Globotruncanidae. *United States National Museum Bulletin*, 215, 3–50.
- Bolli, H. M., Saunders, J. B., & Perch-Nielsen, K. (1985). *Plankton Stratigraphy*. Cambridge University Press.
- Boltovskoy, E., & Watanabe, S. (1982). *Orcadia*, nuevo género de foraminíferos planctónicos antárticos. *Revista Española de Micropaleontología*, 14, 5–11.
- BouDagher-Fadel, M. K. (1995). The planktonic foraminifera of the Early Cretaceous of Tunisia compared to those of western and central Tethys. *Paleopelagos*, 5, 137–160.
- BouDagher-Fadel, M. K. (2012). *Biostratigraphic and geological significance of planktonic foraminifera*. Office of the Vice Provost Research (OVPR), University College (1st edition).
- BouDagher-Fadel, M. K. (2015). *Biostratigraphic and geological significance of planktonic foraminifera*. Developments in Palaeontology & Stratigraphy Book Series, Elsevier (updated 2nd edition).
- BouDagher-Fadel, M. K., Banner, F. T., & Whittaker, J. E. (1997). *The early evolutionary history of planktonic foraminifera*. British Micropalaeontological Society Publication Series, Chapman and Hall Publishers.
- Brinkhuis, H., & Zachariasse, W. J. (1988). Dinoflagellate cysts, sea level changes and planktonic foraminifers across the Cretaceous-Tertiary boundary at El Haria, Northwest Tunisia. *Marine Micropaleontology*, 13(2), 153–191. doi: [10.1016/0377-8398\(88\)90002-3](https://doi.org/10.1016/0377-8398(88)90002-3)
- Brönnimann, P. (1951). *Globigerinita naparimaensis* n. gen., n. sp., from the Miocene of Trinidad, B.W.I. *Contributions from the Cushman Foundation for Foraminiferal Research*, 2(1), 16–18.
- Brönnimann, P. (1952). *Plummerita* new name for *Plummerella* Brönnimann, 1952 (non *Plummerella* De Long, 1942). *Contributions from the Cushman Foundation for Foraminiferal Research*, 3(3–4), 146.
- Brönnimann, P., & Bermúdez, P. J. (1953). *Truncorotaloides*, a new foraminiferal genus from the Eocene of Trinidad, B.W.I. *Journal of Paleontology*, 27(6), 817–820.
- Brönnimann, P., & Brown, Jr., N. K. (1953). Observations on some planktonic Heterohelicidae from the Upper Cretaceous of Cuba. *Contributions from the Cushman Foundation for Foraminiferal Research*, 4(4), 150–156.
- Brönnimann, P., & Brown, Jr., N. K. (1956). Taxonomy of the Globotruncanidae. *Eclogae geologicae Helvetiae*, 48(2), 503–562.
- Brönnimann, P., & Brown, Jr., N. K. (1958). *Hedbergella*, a new name for a Cretaceous planktonic foraminiferal genus. *Journal of the Washington Academy of Sciences*, 48(1), 15–17.
- Brönnimann, P., & Resig, J. (1971). A Neogene globigerinacean biochronologic time-scale of the southwestern Pacific. In E. L. Winterer, W. R. Reidel, *et al.* (Eds.), *Initial Reports Deep Sea Drilling Project*, U.S. Government Printing Office, Washington, D.C., 7, 1235–1469.
- Brotea, D. (1995). A new planktonic foraminifer in upper Eocene deposits from north Transylvania. *Romanian Journal of Paleontology*, 76, 31–33.
- Brotzen, F. (1942). Die Foraminiferengattung *Gavelinella* nov. gen. und die Systematik der Rotaliiformes. *Årsbok Sveriges Geologiska Undersökning*, 36(8), 1–60.
- Brotzen, F. (1948). The Swedish Paleocene and its foraminiferal fauna. *Årsbok Sveriges Geologiska Undersökning*, 42(2), 1–140.
- Brotzen, F., & Pożaryska, T. (1961). Foraminifères de Paléocène et de l'Eocène inférieur en Pologne septentrionale; remarques paléogéographiques. *Revue de Micropaléontologie*, 4(3), 155–166.
- Brummer, G. J. A. (1988). Comparative ontogeny and species definition of planktonic foraminifers: A case study of *Dentigloborotalia anfracta* n. gen. In G. J. A. Brummer, & D. Kroon (Eds.), *Planktonic Foraminifers as Tracers of Ocean-Climate History* (pp. 51–75). Free University Press.
- Canudo, J. I. (1990). *Los foraminíferos planctónicos del Paleoceno-Eoceno en el Prepirineo meridional y su comparación con la Cordillera Bética*. (PhD Thesis, Universidad de Zaragoza, Spain).
- Canudo, J. I. (1994). *Luterbacheria*: un nuevo género de foraminífero planctónico (Protozoa) del Paleoceno-Eoceno y sus relaciones filogenéticas. *Revista Española de Micropaleontología*, 26(2), 23–42.
- Caron, M. (1981). Un nouveau genre de foraminifère planctonique du Crétacé: *Falsotruncana* nov. gen. *Eclogae geologicae Helvetiae*, 74(1), 65–73.
- Caron, M. (1985). Cretaceous planktic foraminifera. In H. M. Bolli, J. B. Saunders, & K. Perch-Nielsen (Eds.), *Plankton Stratigraphy* (pp. 17–86). Cambridge University Press.
- Carpenter, W. B., Parker, W. K., & Jones, T. R. (1862). *Introduction to the study of the Foraminifera*. Ray Society Publications and Robert Hardwicke.
- Cifelli, R. (1982). Early occurrences and some phylogenetic implications of spiny, honeycomb textured planktonic foraminifera. *Journal of Foraminiferal Research*, 12(2), 105–115. doi: [10.2113/gsjfr.12.2.105](https://doi.org/10.2113/gsjfr.12.2.105)
- Cita, M. B., & Mazzola, G. (1970). *Globigerinopsoides* gen. n. from the Miocene of Algeria. *Rivista Italiana di Paleontologia e Stratigrafia*, 76, 465–476.
- Clemens, M.-E., & von Hillebrandt, A. (2013). Chapter 1. Oberhauserellidae (Benthic Foraminifera) outbursts during the environmental perturbations at the Triassic-Jurassic boundary: Palaeoecological implications. Foraminifera: Classification, Biology, and Evolution. In M. D. Georgescu (Ed.), *Earth Sciences in the 21st Century* (pp. 1–20). Nova Publishers.
- Cordey, W. G. (1968). Morphology and phylogeny of *Orbulinoides beckmanni* (Saito 1962). *Palaeontology*, 11(3), 371–375.
- Costa, O. G. (1856). Paleontologia del Regno di Napoli. Parte II. *Atti della Accademia Pontaniana*, 7(2), 113–378.

- Cremades-Campos, J. (1980). *Eoclavatorella*; nuevo genero de foraminifero planctónico del Eoceno inferior. *Cuadernos de Geología, Universidad de Granada*, 11, 209–214.
- Cushman, J. A. (1911). A monograph of the foraminifera of the North Pacific Ocean. Pt. 2. Textulariidae. *Bulletin of the United States National Museum*, 71(2), 1–108.
- Cushman, J. A. (1924). A new genus of Eocene foraminifera. *Proceedings of the United States National Museum*, 66(30), 1–4.
- Cushman, J. A. (1926). *Eouvigerina* a new genus from the Cretaceous. *Contributions from the Cushman Laboratory for Foraminiferal Research*, 2(1), 3–6.
- Cushman, J. A. (1927). An outline of a reclassification of the foraminifera. *Contributions from the Cushman Laboratory for Foraminiferal Research*, 3(1), 1–105.
- Cushman, J. A. (1928). Additional genera of the foraminifera. *Contributions from the Cushman Foundation for Foraminiferal Research*, 4(1), 1–8.
- Cushman, J. A. (1932). *Rectogümbelina*, a New Genus from the Cretaceous. *Contributions from the Cushman Foundation for Foraminiferal Research*, 8(1), 18–23.
- Cushman, J. A. (1933). Some new foraminiferal genera. *Contributions from the Cushman Foundation for Foraminiferal Research*, 9(2), 32–38.
- Cushman, J. A., & Bermúdez, P. J. (1949). Some Cuban species of *Globorotalia*. *Contributions from the Cushman Foundation for Foraminiferal Research*, 25(2), 26–45.
- Cushman, J. A., & ten Dam, A. (1948). *Globigerinelloides*, a new genus of the Globigerinidae. *Contributions from the Cushman Foundation for Foraminiferal Research*, 24(2), 42–44.
- Cushman, J. A., & Stainforth, R. M. (1945). The Foraminifera of the Cipero Marl Formation of Trinidad, British West Indies. *Contributions from the Cushman Foundation for Foraminiferal Research, Special Publication*, 14, 75 pp.
- Cushman, J. A., & Wickenden, R. T. D. (1928). A new foraminiferal genus from the Upper Cretaceous. *Contributions from the Cushman Laboratory for Foraminiferal Research*, 4(1), 12–13.
- Darling, K. F., Wade, C. M., Kroon, D., & Brown, A. J. L. (1997). Planktic foraminiferal molecular evolution and their polyphyletic origins from benthic taxa. *Marine Micropaleontology*, 30(4), 251–266. doi: [10.1016/S0377-8398\(96\)00057-6](https://doi.org/10.1016/S0377-8398(96)00057-6)
- Darling, K. F., Thomas, E., Kasemann, S. A., Seears, H. A., Smart, C. W., & Wade, C. M. (2009). Surviving mass extinction by bridging the benthic/planktic divide. *Proceedings of the National Academy of Sciences of the United States of America*, 106(31), 12629–12633. doi: [10.1073/pnas.0902827106](https://doi.org/10.1073/pnas.0902827106)
- Davidzon, R. M. (1976). Novyy paleogenovyy rod planktonnykh foraminifer [A new planktonic foraminiferal genus]. *Trudy Vsesoyuznogo Nauchnoissledovatel'skogo Geologo-razvedochnogo Neftyanogo Instituta (VNIGRI), Tadzhiiskoe Otdelenie*, 183, 197–198. [in Russian]
- De Vargas, C., Zaninetti, L., Hilbrecht, H., & Pawlowski, J. (1997). Phylogeny and rates of molecular evolution of planktonic foraminifera: SSU rDNA sequences compared to the fossil record. *Journal of Molecular Evolution*, 45, 285–294. doi: [10.1007/PL00006232](https://doi.org/10.1007/PL00006232)
- D'Haenens, S., Bornemann, A., Roose, K., Claeys, P., & Speijer, R. (2012). Stable isotope paleoecology ($\delta^{13}\text{C}$ and $\delta^{18}\text{O}$) of early Eocene *Zeauvigerina aegyptiaca* from the North Atlantic (DSDP Site 401). *Austrian Journal of Earth Sciences*, 105(1), 179–188.
- D'Hondt, S., & Zachos, J. C. (1993). On stable isotopic variation and earliest Paleocene planktonic foraminifera. *Paleoceanography*, 8(4), 527–547. doi: [10.1029/93PA00952](https://doi.org/10.1029/93PA00952)
- Donze, P., Porthault, B., Thomel, G., & de Villoutreys, O. (1970). Le Sénonien inférieur de Puget-Théniers (Alps-Maritimes) et sa microfaune. *Geobios*, 3(2), 41–106. doi: [10.1016/S0016-6995\(70\)80011-0](https://doi.org/10.1016/S0016-6995(70)80011-0)
- D'Orbigny, A. D. (1839). Foraminifères. In R. de La Sagra (Ed.), *Histoire physique, politique et naturelle de l'île de Cuba* (pp. 1–224). Arthur Bertrand.
- Dubicka, Z., & Wierzbowski, H. (2019). Planktic propagules as a potential long-distance dispersal mechanism of Cretaceous serial rotaliid benthic foraminifera. *Cretaceous Research*, 100, 14–23. doi: [10.1016/j.cretres.2019.03.012](https://doi.org/10.1016/j.cretres.2019.03.012)
- El-Naggar, Z. R. (1971). On the classification, evolution and stratigraphical distribution of the Globigerinacea. *Proceedings of the Second International Conference on Planktonic Microfossils, Edizioni Tecnoscienza, Roma, 1970*, 1, 421–476.
- El-Nakhal, H. (2002). Classification of the meridionally costellate Cretaceous planktonic foraminifera. *Journal of Micropaleontology*, 21(1), 1–8. doi: [10.1144/jm.21.1.1](https://doi.org/10.1144/jm.21.1.1)
- El-Nakhal, H. (2010). *Anania*, a new Cretaceous planktonic foraminiferal genus with meridional rugosity. *Revue de Paléobiologie*, 29(2), 405–410.
- Ehrenberg, C. G. (1839). Über die Bildung der Kreidelfelsen und des Kreidemergels durch unsichtbare Organismen. *Abhandlungen der Königlichen Akademie der Wissenschaften zu Berlin, Physikalische Klasse, 1838*, 59–147.
- Ehrenberg, C. G. (1843). Verbreitung und Einfluss des Mikroskopischen Lebens in Süd- und Nord-Amerika. *Physikalische Abhandlungen der Königlichen Akademie der Wissenschaften zu Berlin, 1841*, 291–446.
- Ehrenberg, C. G. (1844). Eine Mittheilung über zwei neue Lager von Gebirgsmassen aus Infusorien als Meeres-Absatz in Nord-Amerika und eine Vergleichung derselben mit den organischen Kreide-Gebilden in Europa und Afrika. *Bericht über die zu Bekanntmachung geeigneten Verhandlungen der Königlichen Preussischen Akademie der Wissenschaften zu Berlin*, 57–98.
- Ehrenberg, C. G. (1854). *Mikrogeologie. Das Erden und Felsen schaffende Wirken des unsichtbar kleinen selbstständigen Lebens auf der Erde*. Leopold Voss. doi: [10.5962/bhl.title.118752](https://doi.org/10.5962/bhl.title.118752)
- Eicher, D. L. (1973). Phylogeny of the late Cenomanian planktonic foraminiferal *Anaticinella multiloculata* (Morrow). *Journal of Foraminiferal Research*, 2(4), 184–190.
- Eicher, D. L., & Worstell, P. (1970a). *Lunatriella*, a Cretaceous heterohelicid foraminifer from the western interior of the United States. *Micropaleontology*, 16(1), 117–121. doi: [10.2307/1484852](https://doi.org/10.2307/1484852)
- Eicher, D. L., & Worstell, P. (1970b). Cenomanian and Turonian foraminifera from the Great Plains, United States. *Micropaleontology*, 16(3), 269–324. doi: [10.2307/1485079](https://doi.org/10.2307/1485079)
- Finlay, H. J. (1939). New Zealand foraminifera: Key species in stratigraphy - no. 1. *Transactions of the Royal Society of New Zealand*, 68, 504–533.
- Finlay, H. J. (1947). New Zealand Foraminifera; key species in stratigraphy. *New Zealand Journal of Science and Technology*, 28(5), 259–292.

- Fleisher, R. L. (1974). Cenozoic planktonic foraminifera and biostratigraphy, Arabian Sea Deep Sea Drilling Project, Leg 23A. In R. B. Whitmarsh, O. E. Weser, D. A. Ross, et al. (Eds.), *Initial Reports of the Deep Sea Drilling Project*, 23, 1001–1072.
- Fordham, B. G. (1986). *Miocene-Pleistocene planktic foraminifers from D. S. D. P. Sites 208 and 77, and phylogeny and classification of Cenozoic species*. In B. G. Fordham (Ed.), *Evolutionary Monographs*. ANU Research Publications.
- Fuchs, W. (1967). Über Ursprung und Phylogenie der Trias-"Globigerinen" und die Bedeutung dieses Formenkreises für das echte Plankton. *Verhandlungen der Geologischen Bundesanstalt, Wien*, 1967, 135–176.
- Fuchs, W. (1970). Eine alpine tiefliassische Foraminiferenfauna von Hernstein in Niederösterreich. *Verhandlungen der Geologischen Bundesanstalt, Wien*, 1970, 66–145.
- Fuchs, W. (1973). Ein Beitrag zur Kenntnis der Jura-"Globigerinen" und verwandter Formen an Hand polnischen Materials des Callovien und Oxfordien. *Verhandlungen der Geologischen Bundesanstalt, Wien*, 3, 445–487.
- Fuchs, W. (1975). Detailuntersuchungen an Trias-"Globigerinen" mit Hilfe eine Rastelektronenmikroskopes. *Verhandlungen der Geologischen Bundesanstalt*, 4, 235–246.
- Fursenko, A. V. (1958). Osnovnye etapy razvitiya fauny foraminifer v geologicheskoy proshlom [The major stages of development of foraminifer faunas in the geological past]. *Trudy Instituta Geologicheskikh Nauk, Akademiya Nauk Belorusskoy SSR, Minsk*, 1, 10–29. [in Russian]
- Gajewska, M., Dubicka, Z., & Hart, M. B. (2021). Jurassic planktic foraminifera from the Polish Basin. *Journal of Micropalaeontology*, 40(1), 1–13. doi: [10.5194/jm-40-1-2021](https://doi.org/10.5194/jm-40-1-2021)
- Georgescu, M. D. (2007a). Taxonomic re-evaluation of the Late Cretaceous serial planktic foraminifer *Gümbelina punctulata* Cushman, 1938 and related species. *Revista Española de Micropaleontología*, 39(3), 1–14.
- Georgescu, M. D. (2007b). A new planktonic heterohelidic foraminifer genus from the Upper Cretaceous (Turonian). *Micropaleontology*, 53(3), 212–220.
- Georgescu, M. D. (2008a). A new planktonic foraminifer taxon of the Family Hedbergellidae Loeblich and Tappan 1961 from the Upper Cretaceous (Upper Turonian–Coniacian) of the Caribbean region. *Israel Journal of Earth Sciences*, 57(1), 55–63. doi: [10.1560/IJES.57.1.55](https://doi.org/10.1560/IJES.57.1.55)
- Georgescu, M. D. (2008b). A new planktonic foraminifer (family Hedbergellidae Loeblich and Tappan, 1961) from the lower Campanian sediments of the Falkland Plateau, South Atlantic Ocean (DSDP Site 511). *Journal of Foraminiferal Research*, 38(2), 157–161. doi: [10.2113/gsjfr.38.2.157](https://doi.org/10.2113/gsjfr.38.2.157)
- Georgescu, M. D. (2009a). On the origins of Superfamily Heterohelicea Cushman, 1927 and the polyphyletic nature of planktic foraminifera. *Revista Española de Micropaleontología*, 41(1–2), 107–144.
- Georgescu, M. D. (2009b). Upper Albian-lower Turonian non-schackoinid planktic foraminifera with elongate chambers: morphology reevaluation, taxonomy and evolutionary classification. *Revista Española de Micropaleontología*, 41(3), 255–294.
- Georgescu, M. D. (2009c). Taxonomic revision and evolutionary classification of the biserial Cretaceous planktic foraminifer genus *Laeviheterohelix* Nederbragt, 1991. *Revista Mexicana de Ciencias Geológicas*, 26(2), 315–334.
- Georgescu, M. D. (2010a). Origin, taxonomic revision and evolutionary classification of the late Coniacian-early Campanian (Late Cretaceous) planktic foraminifera with multichamber growth in the adult stage. *Revista Española de Micropaleontología*, 42(1), 59–118.
- Georgescu, M. D. (2010b). Evolutionary classification of the Upper Cretaceous (Turonian-lower Campanian) planktic foraminifera with incipient meridional ornamentation. *Journal of Micropaleontology*, 29(2), 149–161. doi: [10.1144/0262-821X10-004](https://doi.org/10.1144/0262-821X10-004)
- Georgescu, M. D. (2010c). *Liuenella*, new name for *Liuela* Georgescu, 2008. *Journal of Foraminiferal Research*, 40(2), 206. doi: [10.2113/gsjfr.40.2.206](https://doi.org/10.2113/gsjfr.40.2.206)
- Georgescu, M. D. (2011). Iterative evolution, taxonomic revision and evolutionary classification of the praeglobotruncanid planktic foraminifera, Cretaceous (late Albian-Santonian). *Revista Española de Micropaleontología*, 43(3), 173–207.
- Georgescu, M. D. (2012). Morphology, taxonomy, stratigraphic distribution and evolutionary classification of the schackoinid planktic foraminifera (late Albian-Maastrichtian, Cretaceous). In D. R. Bailey, & S. E. Howard (Eds.), *Deep-sea marine biology, geology, and human impact* (pp. 1–62). Nova Publishers.
- Georgescu, M. D. (2013a). New advances in understanding the heterohelidic planktic foraminifer early evolution. *Studia UBB Geologia*, 58(2), 19–28. doi: [10.5038/1937-8602.58.2.3](https://doi.org/10.5038/1937-8602.58.2.3)
- Georgescu, M. D. (2013b). Revised evolutionary systematics of the Cretaceous planktic foraminifera described by C.G. Ehrenberg. *Micropaleontology*, 59(1), 1–48.
- Georgescu, M. D. (2013c). *Foraminifera. Aspects of Classification, Stratigraphy, Ecology and Evolution*. Earth Sciences in the 21st Century, Life Sciences, Marine Biology, Nova Science Publishers.
- Georgescu, M. D. (2014a). Chapter 3. New Late Cretaceous (Santonian-Maastrichtian) heterohelidic planktic foraminifera from the Pacific and Indian Oceans and their biostratigraphic and evolutionary significance. In M. D. Georgescu, & C. M. Henderson (Eds.), *Evolutionary classification and English-based nomenclature in Cretaceous planktic foraminifera* (pp. 37–71). Earth Sciences in the 21st Century, Life Sciences, Marine Biology, Nova Science Publishers.
- Georgescu, M. D. (2014b). Chapter 5. Evolution of central perforate plate in the new condensed lineage *Eicheriella*. In M. D. Georgescu, & C. M. Henderson (Eds.), *Evolutionary classification and English-based nomenclature in Cretaceous planktic foraminifera* (pp. 93–100). Earth Sciences in the 21st Century, Life Sciences, Marine Biology, Nova Science Publishers.
- Georgescu, M. D. (2014c). Chapter 7. Evolutionary classification and nomenclature of the Cretaceous planktic foraminifera with the chambers alternately added with respect to the test growth axis. In M. D. Georgescu, & C. M. Henderson (Eds.), *Evolutionary Classification and English-Based Nomenclature in Cretaceous Planktic Foraminifera* (pp. 129–248). Earth Sciences in the 21st Century, Life Sciences, Marine Biology, Nova Science Publishers.

- Georgescu, M. D. (2015). *Handbook of Late Cretaceous planktic foraminifera. Practical classification, biostratigraphy*. Paleontology, Geosciences and Stratigraphy, Nova Science Publishers.
- Georgescu, M. D., & Abramovich, S. (2008a). A new serial Cretaceous planktic foraminifer (Family Heterohelicidae Cushman, 1927) from the Upper Maastrichtian of the equatorial Central Pacific. *Journal of Micropalaeontology*, 27(2), 117–123. doi: [10.1144/jm.27.2.117](https://doi.org/10.1144/jm.27.2.117)
- Georgescu, M. D., & Abramovich, S. (2008b). Taxonomic revision and phylogenetic classification of the Late Cretaceous (Upper Santonian-Maastrichtian) serial planktic foraminifera (Family Heterohelicidae Cushman, 1927) with peripheral test wall flexure. *Revista Española de Micropaleontología*, 40(1–2), 97–114.
- Georgescu, M. D., & Abramovich, S. (2009a). A new Late Cretaceous (Maastrichtian) serial planktic foraminifer (Family Heterohelicidae) with early planispiral coil and revision of *Spiroplecta* Ehrenberg, 1844. *Geobios*, 42(6), 687–698. doi: [10.1016/j.geobios.2009.06.001](https://doi.org/10.1016/j.geobios.2009.06.001)
- Georgescu, M. D., & Abramovich, S. (2009b). Short nomenclature note: A new name for the Upper Cretaceous planktic foraminiferal genus *Hendersonia* Georgescu and Abramovich, 2008. *Revista Española de Micropaleontología*, 41(1–2), 215.
- Georgescu, M. D., & Huber, B. T. (2009). Early evolution of the Cretaceous serial planktic foraminifera (late Albian–Cenomanian). *Journal of Foraminiferal Research*, 39(4), 335–360. doi: [10.2113/gsjfr.39.4.335](https://doi.org/10.2113/gsjfr.39.4.335)
- Georgescu, M. D., & Henderson, C. M. (2014). *Evolutionary classification and english-based nomenclature in Cretaceous planktic foraminifera*. Earth Sciences in the 21st Century, Life Sciences, Marine Biology, Nova Science Publishers.
- Georgescu, M. D., & Sawyer, M. S. (2014). Capítulo V: Evolutionary classification of the globotruncanellid and abathomphalid planktic foraminifera (Late Cretaceous, Late Campanian-Maastrichtian). In M. D. Georgescu (Ed.), *Foraminifera. Aspects of Classification, Stratigraphy, Ecology and Evolution* (pp. 119–162). Nova Science Publishers.
- Georgescu, M. D., Saupe, E. E., & Huber, B. T. (2008). Morphometric and stratophenetic basis for phylogeny and taxonomy in Late Cretaceous gublerinid planktic foraminifera. *Micropaleontology*, 54(5), 397–424.
- Georgescu, M. D., Arz, J. A., Macauley, R. V., Kukulski, R. B., Arenillas, I., & Pérez-Rodríguez, I. (2011). Late Cretaceous (late Santonian-Maastrichtian) serial planktic and benthic foraminifera with pore mounds or pore mound-based ornamentation structures. *Revista Española de Micropaleontología*, 43(1–2), 109–139.
- Georgescu, M. D., Sawyer, M. S., Heikkinen, C. J., Burke, R. M. (2013). Chapter III: New and revised Cretaceous (Albian-Campanian) planktic foraminifera of the Atlantic, Indian and Pacific Oceans. In M. D. Georgescu (Ed.), *Foraminifera. Aspects of Classification, Stratigraphy, Ecology and Evolution* (pp. 59–100). Nova Science Publishers.
- Georgescu, M. D., Burke, R. M., & Heikkinen, C. J. (2014). Chapter 1. New data and insights on the polyphyletic origin of the Cretaceous planktic foraminifera. In: M. D. Georgescu, & C. M. Henderson (Eds.), *Evolutionary classification and english-based nomenclature in Cretaceous planktic foraminifera* (pp. 3–25). Earth Sciences in the 21st Century, Life Sciences, Marine Biology, Nova Science Publishers.
- Glaessner, M. F. (1937). Studien über foraminiferen aus der kreide und dem Tertiär des Kaukasus. I. Die foraminiferen der ältesten Tertiärschichten des Nordwest-Kaukasus. *Problemy Paleontologii, Paleontologicheskay Laboratoriya Moskovskogo Universiteta*, 2–3, 349–410.
- Gorbachik, T. N. (1971). O rannemelovykh foraminiferakh Kryma [On early Cretaceous foraminifera from the Crimea]. *Voprosy Mikropaleontologii*, 14, 125–39. [in Russian]
- Gorbachik, T. N., & Kuznetsova, K. I. (1986). Izucheniye mineral'nogo sostava rakovin planktonnykh foraminifer [Study of mineral composition of shells of planktonic foraminifera]. *Voprosy Mikropaleontologii*, 28, 42–44. [in Russian]
- Gorbachik, T. N., & Kuznetsova, K. I. (1998). Voprosy sistematiki i nomenklatury rannego planktona (foraminifery) [Problems on the systematics and nomenclature of the early plankton (foraminifers)]. *Paleontologicheskii Zhurnal*, 32, 9–11. [in Russian]
- Gorbachik, T. N., & Moullade, M. (1973). Caractères microstructuraux de la parvis du test des foraminifères planctoniques du Cretace inferieur et leur signification sur le plan taxonomique. *Compte Rendu Hebdomadaire des Séances de l'Académie des Sciences, Paris, series D*, 277, 2661–2664.
- Gordon, W. A. (1970). Biogeography of Jurassic Foraminifera. *Geological Society of America Bulletin*, 81(6), 1689–1704. doi: [10.1130/0016-7606\(1970\)81\[1689:BOJF\]2.0.CO;2](https://doi.org/10.1130/0016-7606(1970)81[1689:BOJF]2.0.CO;2)
- Gradstein, F., & Waskowska, A. (2021). New insights into the taxonomy and evolution of Jurassic planktonic foraminifera. *Swiss Journal of Palaeontology*, 140(1), 1–12. doi: [10.1186/s13358-020-00214-8](https://doi.org/10.1186/s13358-020-00214-8)
- Gradstein, F., Gale, A., Kopaevich, L., Waskowska, A., Grigelis, A., Gliniskikh, L., & Görög, Á. (2017). The planktonic foraminifera of the Jurassic, Part II: Stratigraphy, palaeoecology and palaeobiogeography. *Swiss Journal of Palaeontology*, 136(2), 259–271. doi: [10.1007/s13358-017-0132-y](https://doi.org/10.1007/s13358-017-0132-y)
- Hamaoui, M. (1964). On a new subgenus of *Hedbergella* (Foraminiferida). *Israel Journal of Earth Sciences*, 13(3–4), 133–142.
- Haque, A. F. M. M. (1956). The Foraminifera of the Ranikot and the Laki of the Nammal Gorge, Salt Range. *Paleontologica Pakistanica, Geological Survey of Pakistan*, 1, 1–300.
- Hart, M. B., Oxford, M. J., & Hudson, W. (2002). The early evolution and palaeobiogeography of Mesozoic planktonic foraminifera. In J. A. Crame, & A. W. Owen (Eds.), *Palaeobiogeography and Biodiversity Change: the Ordovician and Mesozoic-Cenozoic Radiations*. *Geological Society, London, Special Publications*, 194, 115–125. doi: [10.1144/GSL.SP.2002.194.01.09](https://doi.org/10.1144/GSL.SP.2002.194.01.09)
- Hart, M. B., Hylton, M. D., Oxford, M. J., Price, G. D., Hudson, W., & Smart, C. W. (2003). The search for the origin of the planktic Foraminifera. *Journal of the Geological Society, London*, 160(3), 341–343. doi: [10.1144/0016-764903-003](https://doi.org/10.1144/0016-764903-003)
- Haynes, J. R. (1981). *Foraminifera*. John Wiley and Sons, A Halsted Press Book.
- Hemleben, Ch., Spindler, M. & Anderson, O. R. (1989). *Modern Planktonic foraminifera*. Springer-Verlag.
- Hofker, J. (1953). Types of genera described in Part III of the “Siboga Foraminifera”. *The Micropaleontologist*, 7(1), 26–28.
- Hofker, J. (1956). Die Globotruncanen von Nordwest-Deutschland und Holland. *Neues Jahrbuch für Geologie and Paläontologie, Abhandlungen*, 103(3), 312–340.

- Hofker, J. (1976). La famille Turborotalitidae. *Revue de Micropaléontologie*, 19, 47–53.
- Hofker, J. (1978). Analysis of a large succession of samples through the Upper Maastrichtian and the Lower Tertiary od Drill Hole 47.2, Shatsky Rise, Pacific, Deep Sea Drilling Project. *Journal of Foraminiferal Research*, 8(1), 46–75. doi: [10.2113/gsjfr.8.1.46](https://doi.org/10.2113/gsjfr.8.1.46)
- Holzmann, M., & Pawlowski, J. (2017). An updated classification of rotaliid foraminifera based on ribosomal DNA phylogeny. *Marine Micropaleontology*, 132(1), 18–34. doi: [10.1016/j.marmicro.2017.04.002](https://doi.org/10.1016/j.marmicro.2017.04.002)
- Huang, T. Y. (1986). *Alloglobigerinoides*, a new planktic foraminiferal genus. *Petroleum Geology of Taiwan*, 22, 9–102.
- Huber, B. T., & Boersma, A. (1994). Cretaceous origination of *Zeauvigerina* and its relationship to Paleocene biserial planktonic foraminifera. *Journal of Foraminiferal Research*, 24(4), 268–287. doi: [10.2113/gsjfr.24.4.268](https://doi.org/10.2113/gsjfr.24.4.268)
- Huber, B. T., & Leckie, R. M. (2011). Planktic foraminiferal species turnover across deep-sea Aptian/Albian boundary sections. *Journal of Foraminiferal Research*, 41(1), 53–95. doi: [10.2113/gsjfr.41.1.53](https://doi.org/10.2113/gsjfr.41.1.53)
- Huber, B. T., Olsson, R. K., & Pearson, P. N. (2006). Chapter 16: Taxonomy, biostratigraphy, and phylogeny of Eocene microporate planktonic foraminifera (*Jenkinsina*, *Cassigerinelloita*, *Chiloguembelina*, *Streptochilus*, *Zeauvigerina*, *Tenuitella*, and *Cassigerinella*) and Problematica (*Dipsidripella*). In P. N. Pearson, R. K. Olsson, B. T. Huber, Ch. Hemleben, & W. A. Berggren (Eds.), *Atlas of Eocene planktonic foraminifera. Cushman Foundation for Foraminiferal Research Special Publication*, 41, 461–508.
- Huber, B. T., Petrizzo, M. R., & Macleod, K. G. (2020). Planktonic foraminiferal endemism at southern high latitudes following the terminal Cretaceous extinction. *Journal of Foraminiferal Research*, 50(4), 382–402. doi: [10.1130/abs/2020AM-352478](https://doi.org/10.1130/abs/2020AM-352478)
- Hudson, W., Hart, M. B., & Smart, C. W. (2009). Palaeobiogeography of early planktonic foraminifera. *Bulletin de la Société Géologique de France*, 180(1), 27–38. doi: [10.2113/gssgfbull.180.1.27](https://doi.org/10.2113/gssgfbull.180.1.27)
- Ion, J. (1983). Étude micropaléontologique (Foraminifères planctoniques) du Crétacé Supérieur de Tara Bîrsei (Carpates Orientales). *Memorii Institutul de Geologie si Geofizica Bucuresti*, 31, 5–176.
- Jedlitschka, H. (1934). Über *Candorbulina*, eine neue Foraminiferen-Gattung, und zwei neue *Candeina*-Arten. *Verhandlungen des Naturforschenden Vereins in Brünn*, 65, 17–26.
- Jenkins, D. G. (1966). Planktonic foraminiferal zones and new taxa from the Danian to Lower Miocene of New Zealand. *New Zealand Journal of Geology and Geophysics*, 8(12), 1088–1126. doi: [10.1080/00288306.1965.10428156](https://doi.org/10.1080/00288306.1965.10428156)
- Jenkins, D. G. (1971). New Zealand Planktonic Foraminifera. *New Zealand Geological Survey, Paleontological Bulletin*, 42, 1–278.
- Keller, G., & Pardo, A. (2004). Disaster opportunists Guembelitrinidae: index for environmental catastrophes. *Marine Micropaleontology*, 53(1), 83–116. doi: [10.1016/j.marmicro.2004.04.012](https://doi.org/10.1016/j.marmicro.2004.04.012)
- Kendall, S., Gradstein, F., Jones, C., Lord, O. T., & Schmid, D. N. (2020). Ontogenetic disparity in early planktic foraminifera. *Journal of Micropalaeontology*, 39(1), 27–39. doi: [10.5194/jm-39-27-2020](https://doi.org/10.5194/jm-39-27-2020)
- Kennett, J. P., & Srinivasan, M. S. (1983). *Neogene Planktonic Foraminifera*. Hutchinson Ross Publishing Co.
- Khalilov, D. M. (1951). O faune foraminifer i raschlenenii Oligotsenovykh otlozheniy severo-vostochnogo predgorya Malogo Kavkaza [About the fauna of foraminifera and the division of Oligocene deposits of the northeastern foothills of the Lesser Caucasus]. *Izvestiya Akademii Nauk Azerbaidzhanskoi SSR*, 3, 43–61.
- Khalilov, D. M. (1956). O pelagicheskoy faune foraminifer Paleogenovykh otlozheniy Azerbaydzhana [Pelagic Foraminifera of the Paleogene Deposits of the Azerbaizhan SSR]. *Trudy Instituta Geologii, Akademiya Nauk Azerbaidzhanskoi SSR*, 17, 234–255. [in Russian]
- Kikoïne, J. (1948). Les Heterohelicidae du Crétacé Supérieur Pyrénéen. *Bulletin de la Société Géologique de France, series 5*, 18, 15–35.
- Korchagin, O. A. (2001). K klassifikatsii Globotruncanidae Brotzen, 1942 [To Classification of Globotruncanidae Brotzen, 1942]. *Geologiya i Razvedka*, 2, 17–22. [in Russian]
- Korchagin, O. A. (2003). *Klassifikatsiya mezozoiskikh planktonnykh foraminifer (nadsemeystva Planomalinaea, Rotaliporacea i Globotruncanacea)* [Classification of the Mesozoic planktonic foraminifera (superfamilies Planomalinaea, Rotaliporacea, and Globotruncanacea)]. Trudy Geologicheskii Instituta, Rossiyskaya Akademiya Nauk, Moscow GEOS. [in Russian]
- Korchagin, O. A., Kuznetsova, K. I., & Bragin, N. Yu. (2003). Find of Early Planktonic Foraminifera in the Triassic of the Crimea. *Doklady Earth Science*, 390(4), 482–486 [Original in Russian, translated into English from *Doklady Akademii Nauk*, 390(1), 79–84].
- Korchagin, V. I. (1982). Sistematika Globotruncanid [Systematics of the Globotruncanids]. *Byulletin Moskovskogo Obshchestva Ispytateley Prirody, Otdel Geologichskii*, 57(5), 114–121. [in Russian]
- Korchagin, V. I. (1989). *Brittonella* - novyy rod planktonnykh foraminifer [Brittonella - a new genus of planktonic foraminifera]. *Doklady Akademii Nauk Tadzhikskoi SSR*, 31(9), 629–632. [in Russian]
- Korchagin, V. I. (1993). Nekotoryye novyye rody i vidy planktonnykh foraminifer iz verkhnemelovykh otlozheniy Sredney Azii i Zapadnogo Kazakhstana [Some new genera and species of planktonic foraminifera from the Late Cretaceous of Central Asia and western Kazakhstan]. *Paleontologicheskii metod v geologii, Moscow: Institut Geologii i Razrabotki Goryuchikh Iskopaemykh (IGIRGI)*, 6, 114–136. [in Russian]
- Koutsoukos, E. A. (2014). Phenotypic plasticity, speciations, and phylogeny in Early Danian planktic foraminifera. *Journal of Foraminiferal Research*, 44(2), 109–142. doi: [10.2113/gsjfr.44.2.109](https://doi.org/10.2113/gsjfr.44.2.109)
- Koutsoukos, E. A., & Hart, M. B. (1990). Cretaceous foraminiferal morphogroup distribution patterns, palaeocommunities and trophic structures: a case study from the Sergipe Basin, Brazil. *Transactions of the Royal Society of Edinburgh Earth Sciences*, 81(3), 221–246. doi: [10.1017/S0263593300005253](https://doi.org/10.1017/S0263593300005253)
- Kroon, D., & Nederbragt, A. J. (1990). Ecology and paleoecology of triserial planktic foraminifera. *Marine Micropaleontology*, 16(1–2), 25–38. doi: [10.1016/0377-8398\(90\)90027-J](https://doi.org/10.1016/0377-8398(90)90027-J)
- Kucera, M., Silve, L., Weiner, A. K. M., Darling, K., Lübber, B., Holzmann, M., Pawlowski, J., Schönfeld, J., & Morard, R. (2017). Caught in the act: anatomy of an ongoing benthic–planktonic transition in a marine protist.

- Journal of Plankton Research*, 39(3), 1–14. doi: [10.1093/plankt/fbx018](https://doi.org/10.1093/plankt/fbx018)
- Lalicker, C. G. (1948). A new genus of foraminifera from the Upper Cretaceous. *Journal of Paleontology*, 22(5), 624.
- Lamolda, M. A. (1976). Helvetoglobotruncaninae subfam. nov. y consideraciones sobre los globigeriniformes del Cretácico. *Revista Española Micropaleontología*, 8, 395–400.
- Lankester, E. R. (1885). Protozoa. In T. S. Baynes (Ed.), *The Encyclopedia Britannica* (pp. 830–866), 9th Edition, 19. J. M. Stoddard Co.
- Leckie, R. M. (1987). Paleocology of Mid-Cretaceous planktonic foraminifera: a comparison of open ocean and epicontinental sea assemblages. *Micropaleontology*, 33(2), 164–176. doi: [10.2307/1485491](https://doi.org/10.2307/1485491)
- Leckie, R. M. (2009). Seeking a better life in the plankton. *Proceedings of the National Academy of Sciences of the United States of America*, 106(34), 14183–14184. doi: [10.1073/pnas.0907091106](https://doi.org/10.1073/pnas.0907091106)
- Leckie, R. M., & Webb, P. N. (1985). *Candeina antarctica*, n. sp. and the phylogenetic history and distribution of *Candeina* spp. in the Paleogene-early Neogene of the Southern Ocean. *Journal of Foraminiferal Research*, 15(2), 65–78.
- Li, Q. (1986). Ultrastructure, morphology, affinities and reclassification of *Cassigerinella* Pokorny (Foraminiferida: Globigerinina). *Journal of Micropalaeontology*, 5(2), 49–64. doi: [10.1144/jm.5.2.49](https://doi.org/10.1144/jm.5.2.49)
- Li, Q. (1987). Origin, phylogenetic development and systematic taxonomy of the *Tenuitella plexus* (Globigerinitidae, Globigerininina). *Journal of Foraminiferal Research*, 17(4), 298–320. doi: [10.2113/gsjfr.17.4.298](https://doi.org/10.2113/gsjfr.17.4.298)
- Li, Q., & Radford, S. S. (1991). Evolution and biogeography of Paleogene microperforate planktonic foraminifera. *Palaeogeography, Palaeoclimatology, Palaeoecology*, 83(1–3), 87–115. doi: [10.1016/0031-0182\(91\)90077-5](https://doi.org/10.1016/0031-0182(91)90077-5)
- Li, Q., McGowran, B., & Boersma, A. (1995). Early Paleocene *Parvularugoglobigerina* and late Eocene *Praetenuitella*: does evolutionary convergence imply similar habitat? *Journal of Micropaleontology*, 14(2), 119–134. doi: [10.1144/jm.14.2.119](https://doi.org/10.1144/jm.14.2.119)
- Lipps, J. H. (1964). Miocene planktonic Foraminifera from Newport Bay, California. *Tulane Studies in Geology*, 2(4), 109–133.
- Liska, R. D. (1980). *Polyperibola*, a new planktonic foraminiferal genus from the Late Miocene of Trinidad and Tobago. *Journal of Foraminiferal Research*, 10(2), 136–142. doi: [10.2113/gsjfr.10.2.136](https://doi.org/10.2113/gsjfr.10.2.136)
- Liu, C., & Olsson, R. K. (1992). Evolutionary radiation of microperforate planktonic foraminifera following the K/T mass extinction event. *Journal of Foraminiferal Research*, 22(4), 328–346. doi: [10.2113/gsjfr.22.4.328](https://doi.org/10.2113/gsjfr.22.4.328)
- Liu, C., & Olsson, R. K. (1994). On the origin of Danian normal perforate planktonic foraminifera from *Hedbergella*. *Journal of Foraminiferal Research*, 24(2), 61–74. doi: [10.2113/gsjfr.24.2.61](https://doi.org/10.2113/gsjfr.24.2.61)
- Liu, C., Olsson, R. K., & Huber, B. T. (1998). A benthic paleohabitat for *Praepararotalia* gen. nov. and *Antarcticella* Loeblich and Tappan. *Journal of Foraminiferal Research*, 28(1), 3–18.
- Loeblich, Jr., A. R. (1957). Studies in Foraminifera. *Bulletin of the United States National Museum*, 215, 1–323.
- Loeblich, Jr., A. R., & Tappan, H. (1946). New Washita foraminifera. *Journal of Paleontology*, 20(3), 238–258.
- Loeblich, Jr., A. R., & Tappan, H. (1956). *Chiloguembelina*, a new Tertiary genus of the Heterohellicidae (Foraminifera). *Journal of the Washington Academy of Sciences*, 46(11), 340.
- Loeblich, Jr., A. R., & Tappan, H. (1957). The new planktonic foraminiferal genus *Tinophodella*, and an emendation of *Globigerinita* Brönnimann. *Journal of the Washington Academy of Sciences*, 47(4), 112–116.
- Loeblich, Jr., A. R., & Tappan, H. (1961). Cretaceous planktonic foraminifera: Part I-Cenomanian. *Micropaleontology*, 7(3), 257–304. doi: [10.2307/1484364](https://doi.org/10.2307/1484364)
- Loeblich, Jr., A. R., & Tappan, H. (1962). Six new generic names in the Mycetozoida (Trichiidae) and Foraminiferida (Fischerinidae, Buliminidae, Caucasinidae and Pleurostomellidae) and a re-description of *Loxostomum* (Loxostomidae, new family). *Proceedings of the Biological Society of Washington*, 75, 107–113.
- Loeblich, Jr., A. R., & Tappan, H. (1964). Protista 2, part C, Sarcodina, chiefly “Thecamoebians” and Foraminiferida. In R. C. Moore (Ed.), *Treatise on Invertebrate Paleontology*. Geological Society of America and University of Kansas Press, Lawrence.
- Loeblich, Jr., A. R., & Tappan, H. (1984). Suprageneric classification of the Foraminiferida (Protozoa). *Micropaleontology*, 30(1), 1–70.
- Loeblich, Jr., A. R., & Tappan, H. (1986). Some new and revised genera and families of hyaline calcareous Foraminiferida (Protozoa). *Transaction of the American Microscopical Society*, 105(3), 219–265.
- Loeblich, Jr., A. R., & Tappan, H. (1987). *Foraminiferal general and their classification*. Van Nostrand Reinhold Company.
- Loeblich, Jr., A. R. & Tappan, H. (1992). Present Status of Foraminiferal Classification. *Studies in Benthic Foraminifera, Benthos'90* (pp. 93–102), Sendai (1990), Tokai University Press.
- Longoria, J. F. (1974). Stratigraphic, morphologic and taxonomic studies of Aptian planktonic Foraminifera. *Revista Española de Micropaleontología, nº extraordinario*, 1–107.
- Longoria, J. F., & Gamper, M. A. (1975). The classification and evolution of Cretaceous planktonic foraminifera. Part I: The Superfamily Hedbergelloidea. *Revista Española de Micropaleontología, nº extraordinario*, 61–96.
- Longoria, J. F., & Gamper, M. A. (1984). Subfamily Helvetiellinae, a new group of Late Cretaceous (Maastrichtian) planktonic foraminifera. *Micropaleontology*, 30(2), 171–179.
- Luterbacher, H. P. (1964). Studies in some *Globorotalia* from the Paleocene and lower Eocene of the central Apennines. *Eclogae Geologicae Helvetiae*, 57(2), 631–730.
- Luterbacher, H. P., & Premoli-Silva, I. (1964). Biostratigrafia del limite Cretaceo-Terziario nell'Apennino Centrale. *Rivista Italiana di Paleontologia e Stratigrafia*, 70(1), 67–128.
- Maamouri, A. L., & Salaj, J. (1978). Les Ventilabrellinae et les Pseudotextulariinae, deux nouveaux taxons de la famille des Heterohellicidae Cushman, 1927 emend. *Actes du VIe Colloque Africain Micropaléontologie, Tunis-1974, Annales Mines et Géologie*, 28(2), 103–109.
- Malumián, N., & Nájuez, C. (2011). The Late Cretaceous–Cenozoic transgressions in Patagonia and the Fuegian Andes: foraminifera, palaeoecology, and palaeogeography. *Biological Journal of the Linnean Society*, 103(2), 269–288.

- Maslakova, N. I. (1964). K sistematike i filogenii Globotruncanid [On the systematics and phylogeny of the Globotruncanidae]. *Voprosy Mikropaleontologii*, 8, 102–117. [in Russian]
- Maslakova, N. I. (1983). K revizii pozdnemelovykh planktonykh foraminifer semeystva Marginotruncanidae [Revision of Late Cretaceous planktonic foraminifers of the family Marginotruncanidae]. *Trudy Instituta Geologii i Geofiziki, Akademiya Nauk SSSR, Sibirskoe otdelenie*, 559, 23–31. [in Russian]
- McGowran, B. (1964). Foraminiferal evidence for the Paleocene age of the King's Park Shale (Perth Basin, western Australia). *Journal of the Royal Society Western Australia*, 47(3), 81–88.
- Michael, F. Y. (1973). Planktonic foraminifera from the Comanchean Series (Cretaceous) of Texas. *Journal of Foraminiferal Research*, 2(4), 200–220. doi: [10.2113/gsjfr.2.4.200](https://doi.org/10.2113/gsjfr.2.4.200)
- Mikhalevich, V. I. (1980). Sistematika i evolyuciya foraminifer v svete novykh dannykh po ih citologii i ul'trastrukture [Systematics and evolution of the Foraminifera in view of the new data on their cytology and ultrastructure]. *Trudy Zoologicheskogo Instituta, Akademiya Nauk SSSR*, 94, 42–61. [in Russian]
- Mohan, M., & Soodan, K. S. (1967). *Inordinatosphaera* - a new genus of Globigerinidae. *Bulletin of the Geological Society of India*, 4(1), 22–25.
- Montanaro-Gallitelli, E. (1956). *Bronnimannella*, *Tappanina* and *Trachilinella*, three new foraminiferal genera from the upper Cretaceous. *Contributions from the Cushman Foundation for Foraminiferal Research*, 7(2), 35–39.
- Montanaro-Gallitelli, E. (1957). A revision of the foraminiferal family Heterohelicidae. *Bulletin of the United States National Museum*, 215, 133–154.
- Morard, R., Garet-Delmas, M. J., Mahé, F., Romac, S., Poulain, J., Kucera, M., & de Vargas, C. (2018). Surface ocean metabarcoding confirms limited diversity in planktonic foraminifera but reveals unknown hyper-abundant lineages. *Scientific Reports*, 8(1), 2539. doi: [10.1038/s41598-018-20833-z](https://doi.org/10.1038/s41598-018-20833-z)
- Morozova, V. G. (1957). Nadsemeystvo foraminifer Globigerinidea superfam. nova i nekotorye egopredstaviteli [The foraminiferal superfamily Globigerinidea superfam. nova and some of its representatives]. *Doklady Akademii Nauk SSSR*, 115(5), 1109–1112. [in Russian]
- Morozova, V. G. (1959). Stratigrafiya Datsko-Montskikh otlozheniy Kryma po foraminiferam [Stratigraphy of the Danian-Montian deposits of the Crimea according to the foraminifera]. *Doklady Akademii Nauk SSSR*, 124(5), 1113–1116. [in Russian]
- Morozova, V. G., & Moskalenko, T. A. (1961). Planktonnie foraminiferi progranichnikh otlozhenii Bayoskogo i Batskogo yarusov tsentral'nogo Dagestana (severovostochnii Kavkaz) [Planktonic foraminifera of the boundary strata between Bajocian and Bathonian stages of central Dagestan (northeastern Caucasus)]. *Voprosy Mikropaleontologii*, 5, 3–30. [in Russian]
- Moullade, M., Bellier, J. P., & Tronchetti, G. (2002). Hierarchy of criteria, evolutionary processes and taxonomic simplification in the classification of Lower Cretaceous planktonic foraminifera. *Cretaceous Research*, 23(1), 111–148. doi: [10.1006/cres.2002.0304](https://doi.org/10.1006/cres.2002.0304)
- Nederbragt, A. J. (1989). Maastrichtian Heterohelicidae (Planktonic Foraminifera) from the North West Atlantic. *Journal of Micropaleontology*, 8(2), 183–206. doi: [10.1144/jm.8.2.183](https://doi.org/10.1144/jm.8.2.183)
- Nederbragt, A. J. (1991). Late Cretaceous biostratigraphy and development of Heterohelicidae (planktic foraminifera). *Micropaleontology*, 37(4), 329–372. doi: [10.2307/1485910](https://doi.org/10.2307/1485910)
- Nederbragt, A. J., Erlich, R. N., Fouke, B. W., & Ganssen, G. M. (1998). Palaeoecology of the biserial planktonic foraminifer *Heterohelix moremani* (Cushman) in the late Albian to middle Turonian Circum-North Atlantic. *Palaeogeography, Palaeoclimatology, Palaeoecology*, 144(1), 115–133. doi: [10.1016/S0031-0182\(98\)00089-3](https://doi.org/10.1016/S0031-0182(98)00089-3)
- Olsson, R. K. (1964). *Praeorbulina* Olsson, a new foraminiferal genus. *Journal of Paleontology*, 38(4), 770–771.
- Olsson, R. K. (1970). Planktonic foraminifera from base of Tertiary Millers Ferry, Alabama. *Journal of Paleontology*, 44(4), 598–604. doi: [10.1306/5D25C783-16C1-11D7-8645000102C1865D](https://doi.org/10.1306/5D25C783-16C1-11D7-8645000102C1865D)
- Olsson, R. K., & Hemleben, Ch. (2006). Chapter 14: Taxonomy, biostratigraphy, and phylogeny of Eocene *Globanomalina*, *Planoglobanomalina* n. gen and *Pseudohastigerina*. In P. N. Pearson, R. K. Olsson, B. T. Huber, Ch. Hemleben, & W. A. Berggren (Eds.), Atlas of Eocene planktonic foraminifera. *Cushman Foundation for Foraminiferal Research, Special Publication*, 41, 413–432.
- Olsson, H. L., & Leckie, R. M. (1994). Micropaleontologic proxies for sea-level change and stratigraphic discontinuities. *SEPM Society for Sedimentary Geology, Special Publication*, 75, 5–19. doi: [10.2110/pec.03.75](https://doi.org/10.2110/pec.03.75)
- Olsson, R. K., Hemleben, Ch., Berggren, W. A., & Liu, C. (1992). Wall texture classification of planktonic foraminifera genera in the Lower Danian. *Journal of Foraminiferal Research*, 22(3), 195–213. doi: [10.2113/gsjfr.22.3.195](https://doi.org/10.2113/gsjfr.22.3.195)
- Olsson, R. K., Hemleben, Ch., Berggren, W. A., & Huber, B. T. (Eds.) (1999). Atlas of Paleocene Planktonic Foraminifera. *Smithsonian Contributions to Paleobiology*, 85, 1–252. doi: [10.5479/si.00810266.85.1](https://doi.org/10.5479/si.00810266.85.1)
- Olsson, R. K., Hemleben, Ch., Huber, B. T., & Berggren, W. A. (2006a). Chapter 6: Taxonomy, biostratigraphy, and phylogeny of Eocene *Globigerina*, *Globoturbotalita*, *Subbotina*, and *Turbotalita*. In P. N. Pearson, R. K. Olsson, B. T. Huber, Ch. Hemleben, & W. A. Berggren (Eds.), Atlas of Eocene planktonic foraminifera. *Cushman Foundation for Foraminiferal Research Special Publication*, 41, 111–168.
- Olsson, R. K., Pearson, P. N., & Huber, B. T. (2006b). Chapter 5. Taxonomy, biostratigraphy, and phylogeny of Eocene *Catapsydrax*, *Globorotaloides*, *Guembeltrioides*, *Paragloborotalia*, *Parasubbotina*, and *Pseudoglobigerinella* n. gen. In P. N. Pearson, R. K. Olsson, B. T. Huber, Ch. Hemleben, & W. A. Berggren (Eds.), Atlas of Eocene planktonic foraminifera. *Cushman Foundation for Foraminiferal Research Special Publication*, 41, 67–110.
- Olsson, R. K., Hemleben, Ch., Coxall, H. K. & Wade, B. S. (2018). Chapter 7: Taxonomy, biostratigraphy, and phylogeny of Oligocene *Ciperoella*. In B. S. Wade, R. K. Olsson, P. N. Pearson, B. T. Huber, & W. A. Berggren (2018), Atlas of Oligocene Planktonic Foraminifera. *Cushman Foundation Special Publication*, 46, 215–230.
- Parker, F. L. (1976). Taxonomic notes on some planktonic foraminiferal. In Y. Takayanagi, & T. Saito (Eds.), *Progress in Micropaleontology* (pp. 258–262). Special Publication,

- American Museum of Natural History, Micropaleontology Press.
- Parker, W. K., & Jones, T. R. (1872). On the nomenclature of the Foraminifera, Part XV. The species figured by Ehrenberg. *Annals and Magazine of Natural History, series 4*, 10(57), 184–200.
- Parker, W. K., Jones, T. R., & Brady, H. B. (1865). On the nomenclature of the Foraminifera. Part X (cont.) - The species enumerated by d'Orbigny in the "Annales des Sciences Naturelles". *Annals and Magazine of Natural History, serie 3*, 16(91), 15–41.
- Pearson, P. N., & Berggren, W. A. (2006). Chapter 10: Taxonomy, biostratigraphy, and phylogeny of *Morozovelloides* n. gen. In P. N. Pearson, R. K. Olsson, B. T. Huber, Ch. Hemleben, & W. A. Berggren (Eds.), Atlas of Eocene planktonic foraminifera. *Cushman Foundation for Foraminiferal Research Special Publication*, 41, 327–342.
- Pearson, P. N., Norris, R. D., & Empson, A. J. (2001). *Mutabella mirabilis* gen. et sp. nov., a Miocene microperforate planktonic foraminifer with an extreme level of intraspecific variability. *Journal of Foraminiferal Research*, 31(2), 120–132. doi: [10.2113/0310120](https://doi.org/10.2113/0310120)
- Pearson, P. N., Olsson, R. K., Huber, B. T., Hemleben, Ch., & Berggren, W. A. (Eds.) (2006). *Atlas of Eocene planktonic foraminifera*. Cushman Foundation for Foraminiferal Research Special Publication.
- Pearson, P. N., Wade, B. S., & Huber, B. T. (2018). Chapter 16: Taxonomy, biostratigraphy, and phylogeny of Oligocene Globigerinitidae (*Dipsidripella*, *Globigerinita*, and *Tenuitella*). In B. S. Wade, R. K. Olsson, P. N. Pearson, B. T. Huber, & W. A. Berggren (Eds.), Atlas of Oligocene Planktonic Foraminifera. *Cushman Foundation Special Publication*, 46, 429–458.
- Pessagno, Jr., E. A. (1967). Upper Cretaceous planktonic foraminifera from the western Gulf Coastal Plain. *Palaeontographica Americana*, 5(37), 245–445.
- Petters, S. W., El-Nakhal, H. A., & Cifelli, R. (1983). *Costellagerina*, a new Late Cretaceous globigerine foraminiferal genus. *Journal of Foraminiferal Research*, 13(4), 247–251. doi: [10.2113/gsjfr.13.4.247](https://doi.org/10.2113/gsjfr.13.4.247)
- Poag, C. W. (1989). Foraminiferal stratigraphy and paleoenvironments of Cenozoic strata cored Near Haynesville, Virginia. In R. B. Mixon (Ed.), Geology and paleontology of the Haynesville Cores Northeastern Virginia Coastal Plain. *United States Geological Survey Professional Paper*, 1489, D1–D20.
- Poag, C. W. (2012). Foraminiferal repopulation of the Late Eocene Chesapeake Bay Impact Crater. *Micropaleontology*, 58(1–2), 1–206.
- Pokorný, V. (1955). *Cassigerinella boudecensis* n. gen., n. sp. (Foraminifera, Protozoa) z oligocénu ždánického flyše [*Cassigerinella boudecensis* n. gen., n. sp. (Foraminifera, Protozoa) from the Oligocene of the Ždánice flysch]. *Vestník Ustředního Ústavu Geologického*, 30, 136–140. [in Czech]
- Pokorný, V. (1958). *Grundzüge der Zoologischen Mikropaläontologie*. Band 1, VEB Deutscher Verlag der Wissenschaften.
- Popescu, G. (1969). Some new Globigerina (Foraminifera) from the Upper Tortonian of the Transylvanian basin and the Subcarpathians. *Revue Roumaine de Géologie, Géophysique et Géographie, Série de Géologie*, 13, 103–106.
- Popescu, G. (1987). Marine Middle Miocene microbiostratigraphical correlation in Central Paratethys. *Dări de Seamă ale Ședințelor Institutului de Geologie și Geozică*, 72–73(3), 149–167.
- Postuma, J. A. (1971). *Manual of planktonic Foraminifera*. Elsevier Publishing Co.
- Premoli-Silva, I., Caron, M., Leckie, R. M., Petrizzo, M. R., Soldan, D., & Verga, D. (2009). *Paraticinella* n. gen. and taxonomic revision of *Ticinella bejaouaensis* Sigal, 1966. *Journal of Foraminiferal Research*, 39(2), 126–137. doi: [10.2113/gsjfr.39.2.126](https://doi.org/10.2113/gsjfr.39.2.126)
- Reichel, M. (1950). Observations sur les *Globotruncana* du grisement de la Breggia (Tessin). *Ecoglae geologicae Helvetiae*, 42, 596–617.
- Reiss, Z. (1957). The Bilamellidea nov. superfam., and remarks on Cretaceous globorotaliids. *Contributions from the Cushman Foundation for Foraminiferal Research*, 8(4), 127–145.
- Reiss, Z. (1963). Reclassification of perforate foraminifera. *Bulletin of the Geological Survey of Israel*, 35, 1–111.
- Resig, J. M., & Kroopnick, P. M. (1983). Isotopic and distributional evidence of a planktonic habit for the foraminiferal genus *Streptochilus* Brönnimann and Resig, 1971. *Marine Micropaleontology*, 8(3), 235–248. doi: [10.1594/PANGAEA.682292](https://doi.org/10.1594/PANGAEA.682292)
- Reuss, A. E. (1860). Die Foraminiferen der westphälischen Kreideformation. *Sitzungsberichte der mathematisch-naturwissenschaftlichen Classe der kaiserlichen Akademie der Wissenschaften*, 40(8), 147–238.
- Robaszynski, F., & Caron, M. (1979). Atlas of mid Cretaceous planktonic foraminifera (Boreal sea and Tethys). *Cahiers de Micropaléontologie*, 1, 1–185, 2, 1–181.
- Robaszynski, F., Caron, M., González-Donoso, J. M., & Wonders, A. A. H. (1984). Atlas of Late Cretaceous Globotruncanids. *Revue de Micropaléontologie*, 26(3–4), 145–305.
- Rzehak, A. (1891). Die Foraminiferen-Fauna der alttertiären Ablagerungen von Brunderndorf in Niederösterreich, mit Berücksichtigung des angeblichen Kreidevorkommens von Leitersdorf. *Annalen des Naturhistorischen Hofmuseum, Wien*, 6(1), 1–12.
- Saito, T., Thompson, P. R., & Breger, D. (1976). Skeletal ultrastructure of some elongate-chambered planktonic foraminifera and related species. In Y. Takayanagi, & T. Saito (Eds.), *Progress in Micropaleontology* (pp. 278–304). American Museum of Natural History Micropaleontology Press.
- Saito, T., Thompson, P. R., & Breger, D. (1981). *Systematic Index of Recent and Pleistocene Planktonic Foraminifera*. University of Tokyo Press.
- Salaj, J. 1986. The new *Postrugoglobigerina praedaubjergensis* Zone at the base of the stratotype of the marine Paleocene (El Kef, Tunisia). *Geologicky Zbornik, Geologica Carpathica Bratislava*, 37, 35–58.
- Salaj, J., & Maamouri, A. L. (1984). Campanian/Maastrichtian boundary in Tunisia. *Geologicky Zbornik, Geologica Carpathica Bratislava*, 35, 551–558.
- Salaj, J., & Solakius, N. (1984). The genus *Kassabiana* Salaj, 1983, from the uppermost Maastrichtian of northeastern Tunisia. *Canadian Journal of Earth Sciences*, 21(10), 1199–1204. doi: [10.1139/e84-125](https://doi.org/10.1139/e84-125)
- Schultze, M. (1854). *Ueber den Organismus der Polythalamien (Foraminiferen) nebst Bemerkungen über die Rhizopoden im allgemeinen*. Verlag von Wilhelm Engelmann.
- Schwager, C. (1866). Fossile Foraminiferen von Kar Nikobar. Reise der Österreichischen Fregatte Novara

- um die Erde in den Jahren 1857, 1858, 1859 unter den Befehlen des Commodore B. von Wüllerstorff-Urbair. *Geologischer Theil (Zweite Abtheilung, Paläontologische Mittheilungen)*, 2(2), 187–268.
- Sen-Gupta, B. K., & Machain-Castillo, M. L. (1993). Benthic foraminifera in oxygen poor habitats. *Marine Micropaleontology*, 20(3–4), 183–201. doi: [10.1016/0377-8398\(93\)90032-S](https://doi.org/10.1016/0377-8398(93)90032-S)
- Sigal, J. (1948). Notes sur les genres de foraminifères *Rotalipora* Brotzen 1942 et *Thalmanninella*; famille des Globorotaliidae. *Revue de l'Institut Français des Combustibles Liquides (du Pétrole)*, 3(4), 95–103.
- Sigal, J. (1956). Notes micropaléontologiques nord-africaines. 4. *Biticinella bregginensis* (Gandolfi), nouveau morphogène. *Comptes Rendu Sommaire des Séances de la Société Géologique de France*, 1956, 35–36.
- Sigal, J. (1958). La classification actuelle des familles de foraminifères planktoniques du Crétacé. *Comptes Rendu Sommaire des Séances de la Société Géologique de France*, 1958, 262–265.
- Smart, C. W., & Thomas, E. (2007). Emendation of the genus *Streptochilus* Brönnimann and Resig 1971 (Foraminifera) and new species from the lower Miocene of the Atlantic and Indian Oceans. *Micropaleontology*, 53(1–2), 73–103. doi: [10.2113/gsmicropal.53.1-2.73](https://doi.org/10.2113/gsmicropal.53.1-2.73)
- Smart, C. W., & Thomas, E. (2018). Chapter 19: Taxonomy, biostratigraphy, and phylogeny of Oligocene *Streptochilus*. In B. S. Wade, R. K. Olsson, P. N. Pearson, B. T. Huber, & W. A. Berggren (Eds.), *Atlas of Oligocene Planktonic Foraminifera. Cushman Foundation Special Publication*, 46, 495–510.
- Smit, J. (1982). Extinction and evolution of planktonic foraminifera after a major impact at the Cretaceous/Tertiary boundary. *Geological Society of America Special Papers*, 190, 329–352. doi: [10.1130/SPE190-p329](https://doi.org/10.1130/SPE190-p329)
- Smith, C. C., & Pessagno, Jr., E. A. (1973). Planktonic Foraminifera and Stratigraphy of the Corsicana Formation (Maastrichtian) North-central Texas. *Cushman Foundation for Foraminiferal Research, Special Publication*, 12, 1–67.
- Soldan, D. M., Petrizzo, M. R., & Premoli-Silva, I. (2014). *Pearsonites*, a new paleogene planktonic foraminiferal genus for the broedermanni lineage. *Journal of Foraminiferal Research*, 44(1), 17–27. doi: [10.2113/gsjfr.44.1.17](https://doi.org/10.2113/gsjfr.44.1.17)
- Soldan, D. M., Petrizzo, M. R., & Premoli-Silva, I. (2018). *Alicantina*, a new Eocene planktonic foraminiferal genus for the lozanoi group. *Journal of Foraminiferal Research*, 48(1), 41–52. doi: [10.2113/gsjfr.48.1.41](https://doi.org/10.2113/gsjfr.48.1.41)
- Spezzaferri, S., Kucera, M., Pearson, P. N., Wade, B. S., Rappo, S., Poole, C. R., Morard, R., & Stalder, C. (2015). Fossil and genetic evidence for the polyphyletic nature of the planktonic foraminifera “*Globigerinoides*”, and description of the new genus *Trilobatus*. *PLoS ONE*, 10(5), e0128108. doi: [10.1371/journal.pone.0128108](https://doi.org/10.1371/journal.pone.0128108)
- Spezzaferri, S., Coxal, H. K., Olsson, R. K., & Hemleben, Ch. (2018). Taxonomy, biostratigraphy, and phylogeny of Oligocene *Globigerina*, *Globigerinella*, and *Quiltyella* n. gen. In B. S. Wade, R. K. Olsson, P. N. Pearson, B. T. Huber, & W. A. Berggren (Eds.), *Atlas of Oligocene Planktonic Foraminifera. Cushman Foundation for Foraminiferal Research, Special Publication*, 46, 179–214.
- Stainforth, R. M., Lamb, J. L., Luterbacher, H. P., Beardand, J. H., & Jeffords, R. M. (1975). Cenozoic planktonic foraminiferal zonation and characteristics of index form. *Paleontological Contributions*, 62, 425 pp.
- Stolk, J. (1965). Contribution à l'étude des correlations microfauniques du Tertiaire inférieur de la Nigeria méridionale. *Memoires du Bureau de Recherches Géologiques et Minières*, 32, 247–275.
- Subbotina, N. N. (1953). Iskopaemye Foraminifery SSSR Globigerinidy, Khantkeninidy i Globorotaliidy [Fossil Foraminifera of the USSR. Globigerinidae, Hantkeninidae and Globorotaliidae]. *Trudy Vsesoyuznogo Nauchno-issledovatel'skogo Geologo-razvedochnogo Instituta (VNIGRI)*, 76, 1–296. [in Russian]
- Subbotina, N. N. (1959). Planktonic foraminifera. In D. M. Rauzer-Chernousova, & A. V. Fursenko (Eds.), *Principles of paleontology, part 1, Protozoa* (pp. 1–368). Akademia Nauk SSSR.
- Subbotina, N. N. (1971). Sistematika Kaynozoyksikh planktonnykh foraminifer [Systematics of Cenozoic planktonic foraminifera]. *Trudy Vsesoyuznogo Nauchno-issledovatel'skogo Geologo-razvedochnogo Instituta (VNIGRI)*, 291, 63–69. [in Russian]
- Šulc, J. (1929). Příspěvky k poznání morfologie foraminifer [Contribution to knowledge of foraminifer morphology]. *Věstník Štátního geologického ústavu Československé Republiky*, 5, 148–155. [in Czech]
- Tappan, H. (1940). Foraminifera from the Grayson Formation of northern Texas. *Journal of Paleontology*, 14(2), 93–126.
- Tappan, H., & Loeblich, Jr., A. R. (1988). Foraminiferal evolution, diversification and extinction. *Journal of Paleontology*, 62, 695–714.
- Thalmann, H. E. (1932). Die foraminiferen-Gattung *Hantkenina* Cushman, 1924, und ihre regional-stratigraphische Verbreitung. *Eclogae geologicae Helvetiae*, 25, 287–292.
- Thalmann, H. E. (1942). Foraminiferal genus *Hantkenina* and its subgenera. *American Journal of Science*, 240(11), 809–820. doi: [10.2475/ajs.240.11.809](https://doi.org/10.2475/ajs.240.11.809)
- Thompson, P. R. (1973). Two new late Pleistocene Foraminifera from a core in the southwest Indian Ocean. *Micropaleontology*, 19(4), 469–474.
- Thomson, W. (1876). Comments. In J. Murray, (Ed.), Preliminary reports to Professor Wyville Thomson, F.R.S., director of the civilian scientific staff, on work done aboard the “Challenger”. *Proceedings of the Royal Society of London*, 24, 471–544.
- Toumarkine, M., & Luterbacher, H. P. (1985). Paleocene and Eocene planktic foraminifera. In H. M. Bolli, J. B. Saunders, & K. Perch-Nielsen (Eds.), *Plankton Stratigraphy* (pp. 87–154). Cambridge University Press.
- Turnovsky, K. (1958). Eine neue Art von *Globorotalia* Cushman aus dem Eozän Anatoliens und ihre Zuordnung zu einer neuen Untergattung. *Bulletin of the Geological Society of Turkey*, 6(2), 80–86.
- Ujií, H. (1976). *Prosphaeroidinella*, n. gen.: Probable ancestral taxon of *Sphaeroidinellopsis* (Foraminifera). *Bulletin of the National Science Museum, Tokyo, Series C (Geology & Paleontology)*, 2(1), 9–26.
- Ujií, Y., & Lipps, J. H. (2009). Cryptic diversity in planktonic foraminifera in the northwest Pacific Ocean. *Journal of Foraminiferal Research*, 39(3), 145–154. doi: [10.2113/gsjfr.39.3.145](https://doi.org/10.2113/gsjfr.39.3.145)
- Ujií, Y., Kimoto, K., & Pawlowski, J. (2008). Molecular evidence for an independent origin of modern triserial

- planktonic foraminifera from benthic ancestors. *Marine Micropaleontology*, 69(3), 334–340. doi: [10.1016/j.marmicro.2008.09.003](https://doi.org/10.1016/j.marmicro.2008.09.003)
- Verga, D., & Premoli-Silva, I. (2005). Early Cretaceous planktonic foraminifera from the Tethys: the Upper Aptian, planispiral morphotypes with elongate chambers. *Cretaceous Research*, 26(2), 239–259., doi: [10.1016/j.cretres.2005.01.004](https://doi.org/10.1016/j.cretres.2005.01.004)
- Von Hillebrandt, A. (2012). Are the Late Triassic to Early Jurassic aragonitic Oberhauserellidae (Robertinina) the ancestors of planktonic Foraminifera? *Neues Jahrbuch für Geologie and Paläontologie, Abhandlungen*, 266(3), 199–215. doi: [10.1127/0077-7749/2012/0279](https://doi.org/10.1127/0077-7749/2012/0279)
- Wade, B. S., Olsson, R. K., Pearson, P. N., Huber, B. T., & Berggren, W. A. (Eds.) (2018). *Atlas of Oligocene Planktonic Foraminifera*. Cushman Foundation Special Publication.
- Wernli, R. (1988). Les protoglobigérines (foraminifères) du Toarcien et de l'Aalénien du Donuz Dag (Taurus occidental, Turquie). *Eclogae geologicae Helvetiae*, 81(3), 661–668. doi: [10.5169/seals-166198](https://doi.org/10.5169/seals-166198)
- Wernli, R. (1995). Les foraminifères globigériniformes (Oberhauserellidae) du Toarcien inférieur de Teysachaux (Préalpes medianes, Fribourg, Suisse). *Revue de Paléobiologie*, 14(2), 257–269.
- Wernli, R., & Görög, A. (2007). Protoglobigerinids and Oberhauserellidae (Foraminifera) of the Bajocian-Bathonian of the Southern Jura Mts, France. *Revue de Micropaléontologie*, 50(2), 185–205. doi: [10.1016/j.revmic.2006.11.001](https://doi.org/10.1016/j.revmic.2006.11.001)
- Williamson, W. C. (1858). *On the recent Foraminifera of Great Britain*. The Ray Society.
- Wonders, A. A. H. (1978). Phylogeny, classification and biostratigraphic distribution of keeled Rotaliporinae (II). *Proceedings of the Koninklijke Nederlandse Akademie van Wetenschappen, Amsterdam, Series B*, 81(1), 125–144.
- Young, J. R., Wade, B. S., & Huber, B. T. (2017). pforams@mikrotax website. <http://www.mikrotax.org/pforams> [July 2021]
- Zhang, J., & Scott, D. B. (1995). New Planktonic Foraminiferal Genus and Species from the Upper Oligocene, DSDP Hole 366A, Leg 41. *Micropaleontology*, 41(1), 77–83.